

Information

FQAS Helpline

If you have had a recent inspection and need help and advice to rectify any non-conformances, contact Seamus on the FQAS helpline:
028 9263 3024

Answerphone Service

Factory Quotes & Mart Results Updated 5pm Daily
Next week's quotes available each Friday

Tel: 028 9263 3011

Did you know?

The selenium in beef and lamb boosts immunity and has possible anti-aging effects!

For more information log on to www.lmcni.com

Comments:

bulletin@lmcni.com

LMC BULLETIN

Thursday July 22, 2010

Issue No. 2125

The Northern Ireland Beef and Lamb Farm Quality Assurance Scheme (NIFQAS) is owned by the Northern Ireland Beef and Sheep Meat Industry and the scheme is operated on its behalf by the Livestock and Meat Commission for Northern Ireland (LMC). LMC, acting on behalf of the FQAS Industry Board, contracts Northern Ireland Food Chain Certification (NIFCC) to register, inspect and certify participants in the NIFQAS. The scheme operates an 18 month inspection interval for surveillance inspections to ensure that each farm alternates between summer and winter inspections. It should be noted that NIFQAS requires 100% compliance with all the codes in the scheme product standard and failure to achieve this will result in non conformances being raised.

An April 2010 edition of the NIFQAS product standard was distributed to all active FQAS members in early May of this year and NIFCC has been inspecting against this new standard since 1st June 2010. Those FQAS members who have not yet had an inspection against this updated version of the standard should try to familiarise themselves with the new requirements of the scheme by reading the 2010 Product Standard and FQAS newsletter issued earlier this year. Scheme participants should also read carefully the inspection checklist issued to them by NIFCC prior to an inspection taking place.

Recent data provided by NIFCC has shown that of 326 farm inspections completed against the updated product standard only 24 of these had no non conformances raised. This represents 7.36% of inspections completed - a noticeable decline from the 25.3% of participants recorded as having no non

FQAS - Are you up to speed for your inspection?

conformances for the year ending 31/05/10. Many of the non conformances raised since the beginning of June relate to the updated requirements in the product standard. This is not unexpected during the 'bedding' in period for the revised standard.

The main non conformances currently being raised at inspection are:

All necessary documentation has not been signed and dated in the 2010 edition of the FQAS standard.

The sections that require completion are:

- Inside front cover of the Standard (must be signed and dated)
- Code 7.6 on page 31 (must be signed to declare that human sewage sludge and waste abattoir materials are not used in a disallowed way)
- Experience and Training Records Form on p36
- Animal Health Plan on pages 39-41,
- Broken Needle Policy on p44 (signed and dated)
- Industry Code of Practice for On Farm Feeding on page 60 (signed and dated if applicable)
- Welfare of Animals During Transport Guidance on p72 (signed and dated if applicable)
- Useful Information in the Event of an Emergency Form on page 74
- Complaints Record Form on page 75 (if applicable).
- Written declaration that feed records represent the totality of all externally sourced feedstuffs (a sticker for inserting in feed record booklets was sent out with the mailing in May to help conform to this

requirement- signed and dated)

- April 2007 Rules Booklet for participation in FQAS (signed and dated).

Participants should note that by signing and dating the codes/documentation outlined above they are confirming that they have read and understood their content.

Producers have not retained feed and medicine records for 3 years.

This is now a requirement of the NIBL FQAS to help aid the traceability of feedstuffs and medicines administered to livestock and as such producers should retain this information for the required timeframe.

The provision of washing and disinfection facilities on farm has now become a requirement of the scheme.

This is due to an enhanced bio-security policy in the animal health plan. Producers must have as a minimum a brush, bucket and disinfectant available for all visitors and vehicles entering the premises (please note that the provision of a footbath in isolation does not meet the requirements of the scheme).

Producers must have access to a copy of the Code of Good Agricultural Practice for the Prevention of Pollution of Water, Air and Soil.

This must be signed and dated to indicate that the

THE MARKETS

NI CATTLE PRICES (W/E 17/07/2010)

	Steers	Heifers	Young Bulls	Cows
U2	255.8	258.2	253.5	-
U3	258.6	262.3	253.8	213.0
U4L	255.1	257.7	249.3	214.3
R2	250.7	254.7	246.3	195.9
R3	256.2	260.9	248.1	212.2
R4L	256.4	254.8	245.3	213.6
O+2	249.1	249.1	238.7	194.5
O+3	251.9	252.4	239.9	208.0
O+4L	249.0	250.6	-	204.1
O4L	239.1	247.9	-	196.8
P+2	-	-	-	168.0
P+3	-	-	-	184.2
Average	251.7	255.6	244.2	185.7

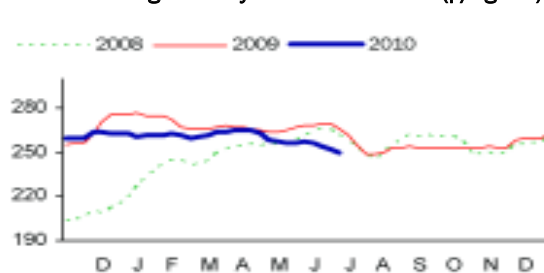
The NI Cattle Prices Table has been amended to include more detail with prices for a wider range of grades provided. If you need further information on prices contact the LMC Technical Department on 028 9263 3000.

UK & ROI CATTLE PRICES (W/E 17/07/2010)

		Scotland	Northern England	Midlands & Wales	Southern England	Northern Ireland	Rep of Ireland
Steers	U3	280.4	276.6	272.8	265.5	258.7	258.3
	R3	277.8	272.5	261.3	256.6	256.2	248.6
	R4	281.4	279.6	263.8	255.7	255.8	247.8
	O3	265.6	256.2	244.9	243.4	243.7	234.3
	Average	278.6	270.8	258.8	249.1	251.7	-
Heifers	U3	284.4	281.7	270.0	262.3	262.3	266.7
	R3	277.5	281.7	259.5	257.0	260.9	255.5
	R4	279.8	269.4	262.7	254.4	254.3	253.2
	O3	265.7	265.5	248.9	241.0	250.1	239.0
	Average	277.9	269.3	259.2	248.1	255.6	-
Young Bulls	U3	268.6	260.1	261.7	263.2	253.8	260.9
	R3	265.8	254.3	253.8	252.3	248.1	251.9
	O3	239.6	234.1	235.9	240.8	234.2	237.4
	Average	257.9	243.1	247.7	249	244.2	-
	Prime Cattle Price Reported	6,751	5,772	6,471	4,370	3,875	-
Cows	O3	204.9	207.3	200.1	183.6	196.8	199.8
	O4	212.2	206.6	199.1	187.3	200.3	202.2
	P2	154.7	160.3	166.4	150.3	153.9	171.5
	P3	180.2	185.3	173.6	166.1	180.4	194.6

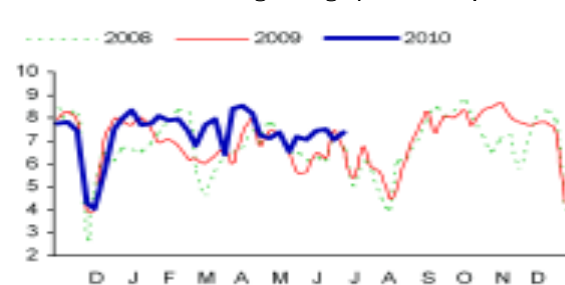
Notes:
(i) Prices are p/kg Sterling - ROI prices converted at 1 Euro=83.67p Stg.
(ii) Shading indicates a reduction on price reported in the previous bulletin. Further explanatory notes on these tables are available on request.

NI Average Weekly Clean Cattle Price (p/kg CW)



2007/2008 prices adjusted to provide a like-for-like comparison with prices calculated under the new UK Dressing Specification.

NI Clean Cattle Slaughterings ('000 head per week)



Prices (Steers and heifers combined)

	W/E 03/07/10	W/E 10/07/10	W/E 17/07/10
U3	263.7p	261.6p	260.5p
R3	259.3p	257.5p	258.6p
O+3	252.8p	251.2p	252.2p

All reported prices and quotes based on the UK Dressing Spec.

Cattle

Last week, average reported steer prices in NI were 1.1p/kg higher than the previous week. However steer prices were down in several GB regions. In Scotland average steer prices were back 0.8p/kg while in the Midlands and Wales prices were down 2.3p/kg. In NI last week heifer prices were down 0.7p/kg and this trend was similar to Scotland, Midlands and Wales and Southern England. However, prices for heifers in Northern England were 2.6p/kg higher than the previous week. Young Bulls in NI saw a 0.4p/kg reduction in price. In contrast prices

U3 Quote: 254-256p/kg

THIS week base quotes for U3 prime cattle are 254-256p/kg with an 8p/kg bonus still available for in spec steers and heifers. This is in line with last weeks quotes and reports from the plants have indicated that they are getting enough cattle to meet requirements.

Last week's reported steer prices have shown a 1.1p/kg increase for U3 grades, with the average steer price up by the same amount.

Average heifer prices declined by 0.7p/kg compared to last week's prices, with the U3 heifer price 3.4p/kg lower. As usual there has been significant variation across the grades. U2 heifers were back 8.4p/kg while there was an increase of 11p in the O+2 heifer price. Average prices for Young Bulls are down slightly by 0.4p/kg

Current quotes for cows are 200-214p/kg, remaining constant from the prices quoted last week. Last week's reported cow prices have however shown a decline with average prices down by 7.8p/kg

Cattle Quotes

	Last Week 14/07/10	This Week 21/07/10
U3	254 - 256p + 8p bonus for in spec	254 - 256p + 8p bonus for in spec
R3	248 - 250p + 8p bonus for in spec	248 - 250p + 8p bonus for in spec
O+3	242 - 244p + 8p bonus for in spec	242 - 244p + 8p bonus for in spec
Cows	205 - 214p	200 - 214p

ROI & GB Price Comparisons

were higher in all other regions with the Midlands and Southern England 1.5p/kg and 3.5p/kg higher respectively. The price gap between Scotland and NI for U3 steers and heifers is currently over 20p/kg. Prices in ROI were down last week in euro terms but for some grades the sterling price was higher than the previous week as a result of pressure on sterling.

FQAS - Are you up to speed for your inspection?

participant has read and understood its contents. Copies of this Code can be sourced from DARD Countryside Management Branch (CMB).

Where Livestock Hauliers are contracted by the producer they must be approved participants in the ABM Livestock Transport Scheme or an agreed equivalent.

Producers must keep a record of their haulier's ABM transport number and have it available at inspection. Approved FQAS members who haul their own stock are permitted to transport livestock for up to five neighbouring farmers. Hauling livestock for any more than five will result in the FQAS member being defined as a commercial haulier and participation in the ABM Livestock Transport Scheme will be necessary. Participants using another approved FQAS member to transport their livestock must keep a record of their FQAS number and details of FQ status will be verified at NIFCC headquarters.

Outlined above are the most frequently occurring non conformances and as can be seen they are mostly associated with inadequate record keeping rather than bad production practices. Participants should try to make themselves aware of all the new and updated requirements prior to inspection. The FQAS helpline has been provided by the NIBL FQAS to help participants prior to and after inspection for any queries they may have or any help they may need in passing the inspections or rectifying non conformances. A copy of the NIBL FQAS product standard and a copy of the scheme rules are available upon request from the FQAS helpline.

STERLING LOSES VALUE AGAINST EURO

THROUGHOUT June NI exporters watched helplessly as their competitiveness in Europe was eroded through a steep rise in the value of sterling versus the euro. By 29th June the pound was worth €1.23, 8c more than on 21st May when it was worth only €1.15.

In late June, many commentators were predicting a steady rise in the value of the pound against the euro. However, the pound has lost some ground in the last week despite the fact that concerns exist about the impending results of stress tests on EU banks and sovereign debt issues. The pound is now worth around €1.19 (€1 = 84p), a significant reduction since the end of June and this may provide a boost to producers and processors exporting NI beef and lamb.

Daily exchange rate Euro Vs Sterling 2008-2010



Slight increase in imports of finished cattle from ROI in first half of 2010

IN the 24 weeks ending 12 June 2010, NI factories imported almost 18,350 cattle from ROI. This represents an 11% increase on the figure for the equivalent period in 2009, during which, 16,530 head were imported from the south. The increase has occurred despite increased availability of cattle in NI compared to last year and reflects a general increase in the number of producers in ROI that are choosing to export cattle. While finished cattle imports by meat plants have increased in the first half of 2010, there has also been a substantial increase in the number of store cattle imported by NI farmers from ROI (see Bulletin Issue 2124).

Weekly live cattle imports for direct slaughter from ROI to NI Jan-Jun 2008-2010



THE MARKETS

Beef marts (£/100kg liveweight) (Seven Days Ending 19/07/10)

Finished Cattle		Store Cattle		Dropped Calves (£/head)				
	from	to	from	to	from	to		
Steers		Store bullocks up to 400kg		Continental bull calves				
1st quality	135	162	1st quality	162	196			
2nd quality	115	128	2nd quality	138	158	1st quality	200	290
Friesians	-	-				2nd quality	140	190
		Store bullocks 400kg-500kg		Continental heifer calves				
		1st quality		155	184	1st quality	145	225
		2nd quality		130	152	2nd quality	75	120
Heifers		Store bullocks over 500kg		Friesian bull calves				
1st quality	148	165	1st quality	145	176	1st quality	55	80
2nd quality	120	141	2nd quality	120	142	2nd quality	20	35
Beef Cows		Store heifers up to 450kg		Holstein Bull Calves				
1st quality	120	140	1st quality	150	174			
2nd quality	88	115	2nd quality	120	139			
Dairy Cows		Store heifers over 450kg						
1st quality	80	105	1st quality	148	168			
2nd quality	42	76	2nd quality	122	145			

Sheep Prices

Lamb Quotes

Last Week 14/07/10	This Week 21/07/10
320 - 340p	340 - 350p

PAID PRICES (Average) P/Kg

	W/E 03/07/2010	W/E 10/07/2010	W/E 17/07/2010
NI Liveweight	293.6p	293.5p	302.6p
NI Deadweight	317.5p	320.2p	339.5p
GB Deadweight	363.5p	345.8p	349.1p

Sheep

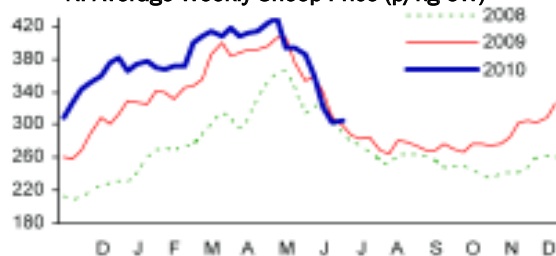
NI Lamb / Hogget Slaughtering ('000 head per week)



Lamb quotes 340-50p/kg

LAMB quotes from the factories are 340-350p/kg this week, a 10-20p/kg increase on last week's quotes. Factories are reporting improved demand, while tight supply is an ongoing issue. Last week's reported prices from GB show that returns there have also improved having fallen in the previous week. However, it is important to note that GB prices had remained firm during June at a time when Northern Ireland prices were under significant pressure.

NI Average Weekly Sheep Price (p/kg CW)



This week's marts

THERE has been a steady increase in the number of lambs going through the sale rings across the province as more producers start to take lambs to market. There has been a much stronger trade in most of the marts this week despite the rising numbers with prices reported in Kilrea of 330-360p/kg and in Omagh of 327-361p/kg. Strong prices have also been reported for store lambs with 20kg (halfweight) lambs making £64 in Rathfriland on Tuesday. Prices for cull ewes have also remained strong with fat ewes making in excess of £80.

SHEEP MART PRICES SEVEN DAYS ENDED 20/07/2010

		Spring Lambs		
		No.	From	To
Wednesday	Newtownstewart	450	312	343
Thursday	Downpatrick	350	297	340
Saturday	Hilltown	1225	298	331
	Donemana	1347	302	341
	Swatragh	783	328	367
	Omagh	562	327	361
Monday	Kilrea	900	330	360
	Gortin	1430	312	355
Tuesday	Saintfield	1009	312	345
	Lisahally	493	315	345
	Rathfriland	964	308	362

Contact us:

Website: www.lmcni.com

Telephone: 028 9263 3000

Fax: 028 9263 3001

FQAS Helpline: 028 9263 3024

Answerphone: 028 9263 3011

Classification Queries: 028 9263 3012

Text Service

Free Price Quotes sent
to your mobile phone
twice weekly

Email - bulletin@lmcni.com

Tel: 028 9263 3020

LMC does not guarantee the accuracy or completeness of any third party information provided in or included with this publication. LMC hereby disclaims any responsibility for error, omission or inaccuracy in the information, misinterpretation or any other loss, disappointment, negligence or damage caused by reliance on third party information.

Not for further publication or
distribution without prior permission
from LMC