

DEADWEIGHT CATTLE TRADE

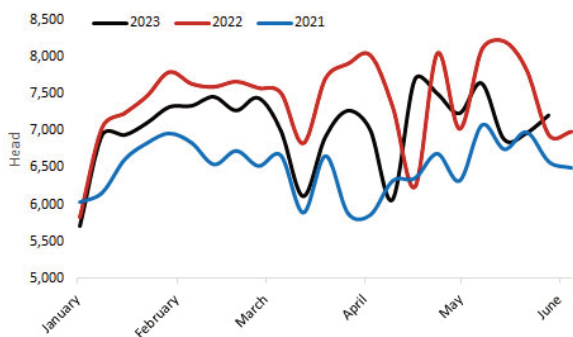
NI FACTORY BASE QUOTES FOR CATTLE

(P/KG DW)	This Week 05/06/23	Next Week 12/06/23
Prime		
U-3	460 - 468p	460 - 468p
R-3	454 - 462p	454 - 462p
O+3	448 - 456p	448 - 456p
P+3	392 - 400p	392 - 400p
Including bonus where applicable		
Cows		
O+3	365 - 374p	364 - 374p

Cow quotes vary depending on weight and grade. Pricing policies vary from plant to plant. Producers are advised to check pricing policies before presenting cattle for slaughter.

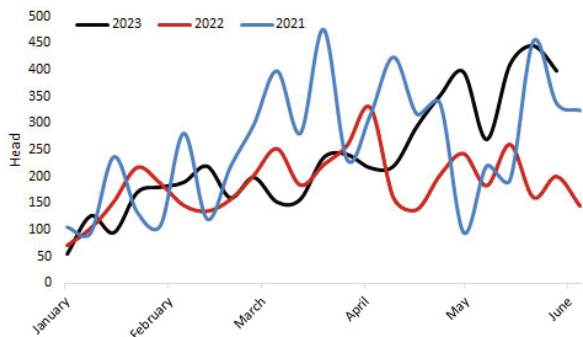
Prime Cattle Throughput to date 2021-2023

Source: DAERA



Prime Cattle Imports from ROI for direct slaughter to date 2021-2023

Source: DAERA



REPORTED NI CATTLE PRICES - P/KG

W/E 03/06/23	Steers	Heifers	Young Bulls
U3	496.8	496.7	489.1
R3	490.1	489.0	478.5
O+3	481.9	483.5	467.6

*Prices exclude AA, HER and Organic cattle

REPORTED COW PRICES NI - P/KG

W/E 03/06/23	Weight Bands			
	<220kg	220-250kg	250-280kg	>280kg
P1	278.0	296.9	309.3	318.3
P2	317.9	332.3	351.1	368.3
P3	294.0	347.4	371.6	374.6
O3	349.1	375.4	393.8	395.5
O4	-	-	384.0	397.4
R3	-	-	-	410.9

Deadweight Cattle Trade

Base quotes from the plants this week for in spec U-3 grading prime cattle were back on last week ranging from 460-468p/kg. Producers should use these quotes as a starting point for negotiation with higher prices available, particularly for cattle that meet current market specifications. The deadweight cow trade also softened this week with quotes ranging from 365-374p/kg for good quality O+3 grading cows with quotes for all types of cattle next week expected to be similar.

Last week's reported prices in NI reflected the downward shift in quotes. The average price paid for steers and heifers was back 2.7p/kg last week to 480.7p/kg and 480.6p/kg respectively, while the average young bull price decreased by 1.3p/kg to 469p/kg.

Prime cattle supplies increased last week with 7,210 prime cattle slaughtered locally. With a total cattle kill of 9,045 head, in NI plants last week throughput was 2.1 per cent higher than in the same week in 2022.

Across the water the trade was similar to NI with all but four prime cattle grades reporting declines from the previous week. In ROI all reported deadweight cattle prices recorded a decline. Meanwhile in GB the average price paid for cows was back across all regions.

LAST WEEK'S DEADWEIGHT CATTLE PRICES (UK / ROI)

W/E 03/06/23	Northern Ireland	Rep of Ireland	Scotland	Northern England	Midlands & Wales	Southern England	GB
Steers	U3	497.4	457.8	511.4	503.1	498.1	498.4
	R3	490.7	449.9	507.0	496.1	493.3	492.3
	R4	491.3	452.1	507.1	499.2	490.4	495.4
	O3	477.3	441.8	492.9	481.2	475.4	471.9
	AVG	480.7	-	505.6	492.8	484.5	482.3
Heifers	U3	496.5	466.8	514.2	504.6	507.2	502.3
	R3	489.5	452.5	505.5	494.4	495.1	491.3
	R4	487.6	454.9	508.1	496.3	493.4	490.3
	O3	478.7	442.7	486.1	477.1	474.2	466.3
	AVG	480.6	-	506.2	489.7	484.0	475.5
Young Bulls	U3	488.8	452.5	504.4	496.1	493.8	496.4
	R3	478.0	439.9	498.4	489.7	490.0	486.5
	O3	460.6	418.4	477.7	455.2	461.7	457.3
	AVG	469.0	-	498.8	480.3	480.3	472.8
	Prime Cattle Price Reported	5,984	-	5,811	6,361	6,453	4,516
Cows	O3	394.9	367.5	418.9	414.4	415.6	413.9
	O4	396.8	369.4	422.3	416.7	416.7	410.1
	P2	354.9	334.7	381.4	376.1	375.8	376.4
	P3	372.2	355.6	392.9	393.8	389.6	395.6
	AVG	365.8	-	412.8	392.7	385.8	373.6

Notes: (i) Prices are p/kg Sterling-ROI prices converted at 1 euro=86.27p Stg
(ii) Shading indicates a lower price than the previous week.
(iii) AVG is the average of all grades in the category, not just those listed

LIVEWEIGHT CATTLE TRADE

LATEST LIVEWEIGHT CATTLE MART PRICES NI

W/E 03/06/23	1st QUALITY			2nd QUALITY		
	From	To	Avg	From	To	Avg
Finished Cattle (p/kg)						
Steers	290	336	300	200	289	245
Friesians	215	228	221	200	214	207
Heifers	259	295	270	220	258	240
Beef Cows	250	304	269	200	249	225
Dairy Cows	150	195	172	90	149	120
Store Cattle (p/kg)						
Bullocks up to 400kg	300	367	325	200	299	235
Bullocks 400kg - 500kg	250	338	275	180	249	215
Bullocks over 500kg	260	311	274	175	259	220
Heifers up to 450kg	250	313	280	170	249	215
Heifers over 450kg	230	291	260	175	229	205
Dropped Calves (£/head)						
Continental Bulls	430	580	490	300	425	360
Continental Heifers	330	430	380	225	325	275
Friesian Bulls	125	175	150	20	120	75
Holstein Bulls	100	170	135	5	95	50

DEADWEIGHT SHEEP TRADE

NI SHEEP BASE QUOTES

(P/Kg DW)	This Week 05/06/23	Next Week 12/06/23
R3 Lambs up to 21kg	635 - 640p	630 - 640p

REPORTED SHEEP PRICES

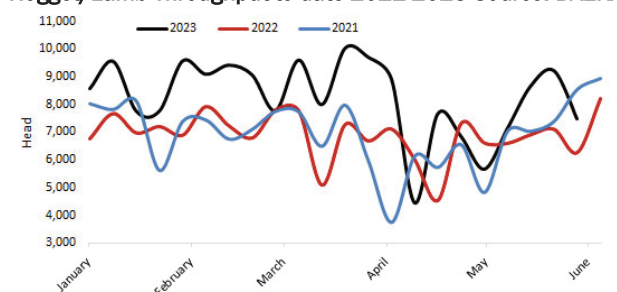
(P/KG)	W/E 20/05/23	W/E 27/05/23	W/E 03/06/23
NI L/W Lambs	615.6	623.0	612.8
NI D/W Lambs	660.2	655.4	645.5
GB D/W Lambs	742.9	732.9	709.1
ROI D/W	650.9	653.9	640.1

Deadweight Sheep Trade

Base quotes from the plants for lambs this week were back on the last week to range from 630-640p/kg with plants paying up to 21kg. Preliminary base quotes received by LMC for Monday indicate a similar trade for lambs early next week. The deadweight lamb price in NI last week decreased by almost 10p/kg from the previous week to 645.5p/kg.

Lamb throughput in NI plants last week totalled 7,478 head, back 1,748 head on the previous week, however this is 1,205 lambs more than the 6,273 lambs processed locally during the same week last year.

Hogget/Lamb Throughput to date 2021-2023



LIVEWEIGHT SHEEP TRADE

LATEST SHEEP MARTS (P/KG LW)

From: 03/06/23		Lambs			
To: 08/06/23		No	From	To	Avg
Saturday	Omagh	330	563	630	-
	Swatragh	594	490	594	-
Monday	Kilrea	550	600	636	-
	Markethill	840	600	659	-
Tuesday	Saintfield	620	595	635	-
	Rathfriland	622	596	630	619
Wednesday	Ballymena	1460	590	676	615
	Enniskillen	202	560	625	-
	Armoyle	240	590	631	-