

DEADWEIGHT CATTLE TRADE

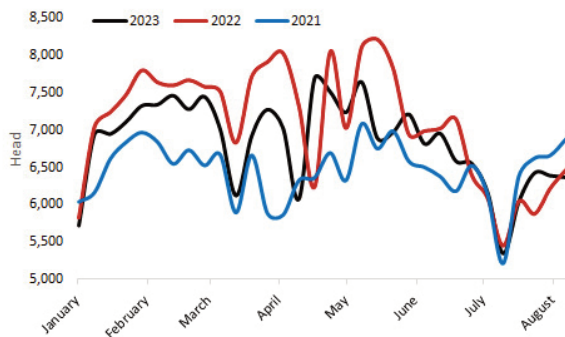
NI FACTORY BASE QUOTES FOR CATTLE

(P/KG DW)	This Week 14/08/23	Next Week 21/08/23
Prime		
U-3	434 - 446p	432 - 446p
R-3	428 - 440p	426 - 440p
O+3	422 - 434p	420 - 434p
P+3	366 - 378p	364 - 378p
Including bonus where applicable		
Cows		
O+3	324 - 335p	324 - 335p

Cow quotes vary depending on weight and grade. Pricing policies vary from plant to plant. Producers are advised to check pricing policies before presenting cattle for slaughter.

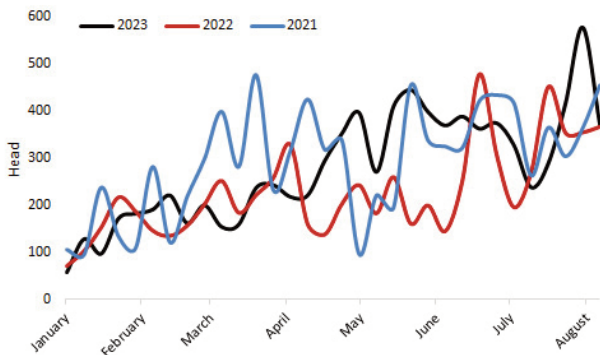
Prime Cattle Throughput to date 2021-2023

Source: DAERA.



Prime Cattle Imports from ROI for direct slaughter to date 2021-2023

Source: DAERA.



REPORTED NI CATTLE PRICES - P/KG

W/E 12/08/23	Steers	Heifers	Young Bulls
U3	460.5	466.7	452.9
R3	455.0	455.1	443.7
O+3	447.1	446.5	438.3

*Prices exclude AA, HER and Organic cattle

REPORTED COW PRICES NI - P/KG

W/E 12/08/23	Weight Bands			
	<220kg	220-250kg	250-280kg	>280kg
P1	220.8	241.1	252.1	267.2
P2	265.3	286.1	292.5	308.5
P3	260.2	308.7	311.2	317.4
O3	282.7	326.8	327.7	337.3
O4	-	-	328.8	336.9
R3	-	-	330.0	356.5

Deadweight Cattle Trade

Base quotes for in-spec U-3 grading steers and heifers ended this week ranging from 434-446p/kg, with quotes of 432-446p/kg expected early next week. Quotes for O+3 grading cows ended the week ranging from 324-335p/kg, with similar quotes expected early next week.

Supplies of prime cattle for slaughter in NI have continued at steady levels with 6,363 head slaughtered in local plants last week. This is a similar level to the previous week. Cow throughput in NI last week totalled 2,179 head, similar to recent weeks levels.

Last week in NI improvements in the deadweight trade for good quality cattle were reported, with an average price of 460.8p/kg reported for U3 steers and 465.5p/kg reported for U3 grading heifers. This was an increase of 4.7p/kg and 2.9p/kg respectively on the previous week. While the majority of grades reported declines last week the rate of decline in some grades was slower than in recent weeks. In GB last week the deadweight trade for prime cattle showed some signs of recovery.

In ROI last week the deadweight cattle trade reported declines in both euro and sterling terms with similar declines reported across all grades and categories. In ROI last week an average R3 steer price of 404.3p/kg was reported back 4.7p/kg from the previous week. The R3 heifer price in ROI was back by 5.1p/kg to 407.4p/kg. This has widened the differential in R3 steer and R3 heifer prices between NI and ROI to the equivalent of 52.9p/kg and 49p/kg respectively.

LAST WEEK'S DEADWEIGHT CATTLE PRICES (UK / ROI)

W/E 12/08/23	Northern Ireland	Rep of Ireland	Scotland	Northern England	Midlands & Wales	Southern England	GB
Steers	U3	460.8	412.6	471.2	471.3	465.7	476.8
	R3	457.2	404.3	467.0	466.3	459.7	463.0
	R4	457.6	405.1	471.6	470.8	455.7	463.2
	O3	445.1	392.2	449.8	449.8	440.2	441.5
	AVG	445.4	-	465.9	460.1	446.1	449.3
Heifers	U3	465.5	417.6	476.9	468.5	471.5	471.4
	R3	456.4	407.4	464.2	463.0	460.9	458.6
	R4	456.2	408.1	469.5	466.5	460.7	457.3
	O3	444.4	398.3	441.6	445.5	434.3	431.7
	AVG	445.6	-	464.7	457.1	445.1	442.4
Young Bulls	U3	452.9	408.5	458.3	460.8	461.5	450.0
	R3	444.6	395.5	456.6	450.0	456.9	449.3
	O3	429.4	376.8	428.4	428.2	426.1	435.3
	AVG	434.1	-	453.2	447.3	445.1	446.2
	Prime Cattle Price Reported	5,119	-	5,174	6,430	6,999	4,693
Cows	O3	335.6	333.7	346.5	336.0	347.4	346.4
	O4	336.4	332.9	351.4	343.3	345.7	339.8
	P2	299.0	302.8	309.3	301.0	313.5	307.8
	P3	314.6	320.7	319.1	316.5	326.9	324.3
	AVG	298.2	-	347.1	317.5	317.6	301.3

Notes: (i) Prices are p/kg Sterling-ROI prices converted at 1 euro=86.27p Stg
(ii) Shading indicates a lower price than the previous week.
(iii) AVG is the average of all grades in the category, not just those listed

LIVEWEIGHT CATTLE TRADE

LATEST LIVEWEIGHT CATTLE MART PRICES NI

W/E 12/08/23	1st QUALITY			2nd QUALITY		
	From	To	Avg	From	To	Avg
Finished Cattle (p/kg)						
Steers	255	299	273	210	254	239
Friesians	215	233	222	188	206	195
Heifers	237	270	247	180	230	215
Beef Cows	202	255	225	145	198	170
Dairy Cows	128	167	144	50	127	105
Store Cattle (p/kg)						
Bullocks up to 400kg	250	311	270	180	249	220
Bullocks 400kg - 500kg	240	302	270	170	239	210
Bullocks over 500kg	225	285	245	172	224	200
Heifers up to 450kg	230	308	260	170	229	200
Heifers over 450kg	225	278	250	174	224	200
Dropped Calves (£/head)						
Continental Bulls	375	500	450	240	370	305
Continental Heifers	325	455	380	200	320	260
Friesian Bulls	170	270	200	50	165	100
Holstein Bulls	150	295	180	45	145	90

DEADWEIGHT SHEEP TRADE

NI SHEEP BASE QUOTES

(P/Kg DW)	This Week 14/08/23	Next Week 21/08/23
R3 Lambs up to 21kg	510 - 515p	515 - 520p

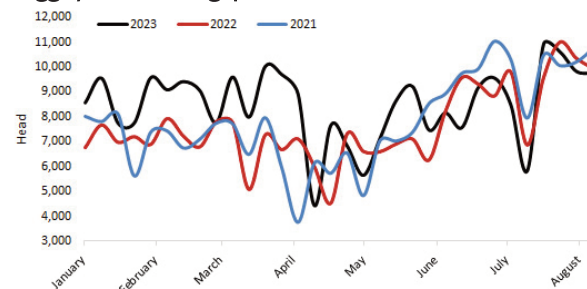
REPORTED SHEEP PRICES

(P/KG)	W/E 29/07/23	W/E 05/08/23	W/E 12/08/23
NI L/W Lambs	470.9	467.6	471.6
NI D/W Lambs	527.3	520.3	510.9
GB D/W Lambs	581.5	574.0	574.3
ROI D/W	561.0	546.5	529.4

Sheep Trade

Base quotes for R3 grading lambs ended this week in the region of 510-515p/kg with quotes of 515-520p/kg expected early next week. Higher prices are available for lambs that meet market specifications. Reports from industry advise strong numbers of lambs are available for slaughter however levels of finish are somewhat behind previous years. Producers are reminded current specifications require lambs with fat scores of 2 and 3. Last week the average carcass weight of lambs slaughtered in local plants was 20.8kg back on the same week last year when the average lamb weight was 21.2kg. The average deadweight lamb price in NI last week was 510.9p/kg.

Hogget/Lamb Throughput to date 2021-2023



LIVEWEIGHT SHEEP TRADE

LATEST SHEEP MARTS (P/KG LW)

From: 12/08/23		Lambs			
To: 17/08/23		No	From	To	Avg
Saturday	Omagh	738	489	516	-
	Swatragh	1320	465	573	-
Monday	Kilrea	700	478	526	-
	Markethill	930	470	530	-
Tuesday	Saintfield	855	480	518	-
	Rathfriland	736	470	515	497
Wednesday	Ballymena	2301	470	521	490
	Enniskillen	500	441	510	-
	Armoyle	513	465	512	-