

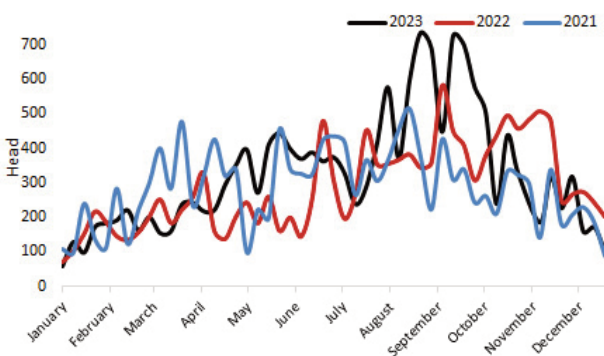
## DEADWEIGHT CATTLE TRADE

### NI FACTORY BASE QUOTES FOR CATTLE

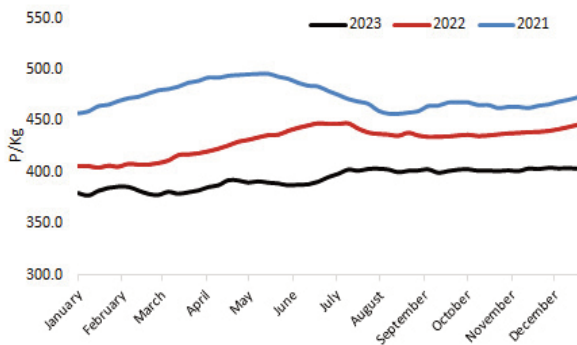
(P/KG DW)	This Week 25/12/23	Next Week 01/01/24
<b>Prime</b>		
U-3	446 - 456p	450 - 458p
R-3	440 - 450p	444 - 452p
O+3	434 - 444p	438 - 446p
P+3	378 - 388p	382 - 390p
<b>Cows</b>		
O+3	312 - 320p	312 - 320p

Cow quotes vary depending on weight and grade. Pricing policies vary from plant to plant. Producers are advised to check pricing policies before presenting cattle for slaughter.

**Direct slaughter prime cattle Imports From ROI to date 2021-2023. Source: DAERA.**



Average price paid for R3 steers in NI 2021 - 2023. Source: LMC.



### REPORTED NI CATTLE PRICES - P/KG

W/E 23/12/23	Steers	Heifers	Young Bulls
U3	474.1	472.1	457.6
R3	469.4	465.3	454.5
O+3	461.7	451.3	443.5

\*Prices exclude AA, HER and Organic cattle

### REPORTED COW PRICES NI - P/KG

W/E 23/12/23	Weight Bands			
	<220kg	220-250kg	250-280kg	>280kg
P1	203.9	223.4	234.3	248.8
P2	228.4	253.8	274.6	289.5
P3	240.3	274.7	293.1	298.7
O3	274.9	292.4	306.9	314.5
O4	-	295.2	301.8	316.7
R3	-	-	-	336.5

### Deadweight Cattle Trade

Base quotes from the major beef processing plants this week ranged from 446-456p/kg for U-3 grading steers and heifers. The deadweight cattle trade in NI continues to strengthen and next week base quotes are expected to range from 450-458p/kg across the plants. Quotes for good quality O+3 grading cows this week ranged from 312-320p/kg., with just one plant quoting below 320p/kg. With a range in quoted prices, and a differential between quotes and prices paid producers should be aware that there are a range of prices available when selling cattle more competitive than the quoted prices.

With tightening domestic beef supplies and strong demand from local processors live imports for direct slaughter remain an important contributor to the local cattle kill. Prime cattle imports from ROI last week totalled 100 head. In addition 142 cows were also imported for direct slaughter locally. Meanwhile, a strengthening trade in ROI is increasingly attractive for local producers and last week three prime animals and 19 cows were exported for direct slaughter, similar levels to the previous week.

The average price paid for steers in NI last week remained steady on the previous week at 460.4p/kg The R3 steer price meanwhile increased by 2.4p/kg to total 472.9p/kg. The R3 heifer price increased by 0.6p/kg to total 469.7p/kg. Meanwhile, the average R3 young bull price in NI last week was 455p/kg, up by 2.8p/kg from the previous week. The cow trade in NI also continued to firm last week with the average price paid for an O3 grade cow at 319.9p/kg, an additional 6.6p/kg on the previous week, while the average price paid across all cow grades was up 4p/kg.

### LAST WEEK'S DEADWEIGHT CATTLE PRICES (UK / ROI)

W/E 23/12/23	Northern Ireland	Rep of Ireland	Scotland	Northern England	Midlands & Wales	Southern England	GB
Steers	U3	474.2	440.0	502.4	497.5	498.0	496.1
	R3	472.9	431.7	497.5	495.2	493.8	489.5
	R4	468.8	429.2	500.1	500.9	495.0	487.6
	O3	462.9	423.4	485.8	482.3	474.4	472.1
	AVG	460.4	-	496.3	491.7	482.4	478.5
Heifers	U3	473.3	446.9	503.9	498.5	502.2	498.5
	R3	469.7	436.6	497.9	491.6	491.7	489.4
	R4	467.6	439.6	498.5	497.1	490.2	488.2
	O3	455.2	432.1	482.3	474.2	468.0	468.1
	AVG	457.1	-	497.2	487.5	476.7	474.1
Young Bulls	U3	461.6	430.7	492.5	486.1	479.4	486.7
	R3	455.0	421.6	485.2	483.1	478.6	482.5
	O3	439.8	408.6	454.3	457.4	445.3	444.8
	AVG	442.1	-	478.2	471.7	462.3	445.2
	Prime Cattle Price Reported	4,538	-	6,012	6,480	6,979	4,501
Cows	O3	319.9	343.3	335.4	333.4	325.6	327.4
	O4	321.1	342.8	344.3	336.7	327.2	327.7
	P2	277.9	306.9	296.3	290.5	281.7	284.2
	P3	296.3	327.8	310.9	312.8	303.2	307.0
	AVG	278.4	-	331.4	313.7	284.5	285.0

Notes: (i) Prices are p/kg Sterling-ROI prices converted at 1 euro=86.48p Stg (ii) Shading indicates a lower price than the previous week. (iii) AVG is the average of all grades in the category, not just those listed

## LIVEWEIGHT CATTLE TRADE

### LATEST LIVEWEIGHT CATTLE MART PRICES NI

W/E 23/12/23	1st QUALITY			2nd QUALITY		
	From	To	Avg	From	To	Avg
<b>Finished Cattle (p/kg)</b>						
Steers	240	284	260	200	239	220
Friesians	-	-	-	-	-	-
Heifers	230	284	250	190	229	210
Beef Cows	200	245	215	150	199	180
Dairy Cows	123	157	141	65	122	95
<b>Store Cattle (p/kg)</b>						
Bullocks up to 400kg	280	322	300	200	279	240
Bullocks 400kg - 500kg	235	290	260	190	234	210
Bullocks over 500kg	240	296	265	180	239	210
Heifers up to 450kg	300	476	325	230	299	260
Heifers over 450kg	240	296	265	190	239	210
<b>Dropped Calves (£/head)</b>						
Continental Bulls	350	430	385	225	345	270
Continental Heifers	300	385	340	150	295	220
Friesian Bulls	140	260	165	1	135	85
Holstein Bulls	-	-	-	-	-	-

## DEADWEIGHT SHEEP TRADE

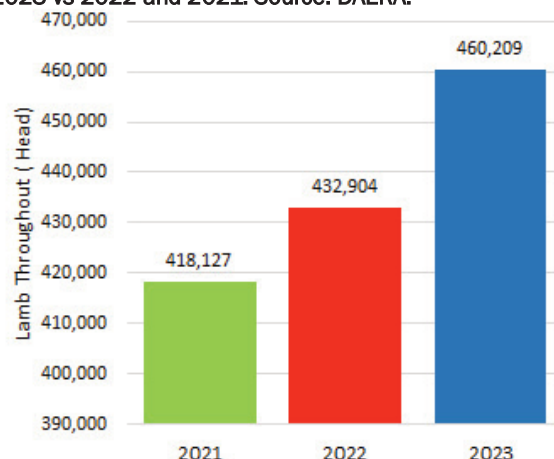
### NI SHEEP BASE QUOTES

(P/Kg DW)	This Week 25/12/23	Next Week 01/01/24
R3 Lambs up to 22kg	530 - 535p	530 - 535p

### REPORTED SHEEP PRICES

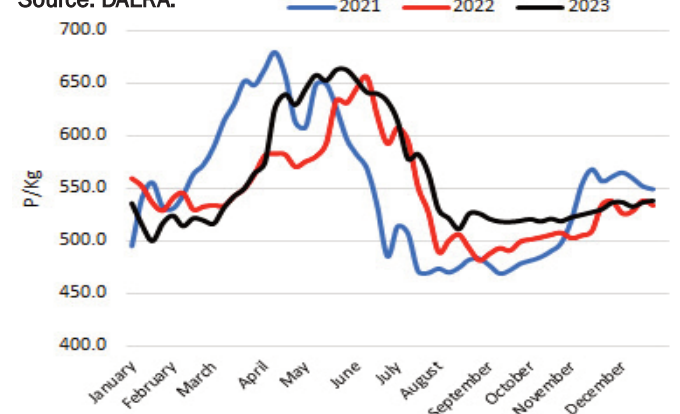
(P/KG)	W/E 09/12/23	W/E 16/12/23	W/E 23/12/23
NI L/W Lambs	476.8	472.0	489.1
NI D/W Lambs	531.1	535.7	535.7
GB D/W Lambs	585.8	585.3	584.3
ROI D/W	550.5	554.1	558.7

Total hogget/lamb throughput in NI to w/e 16 December 2023 vs 2022 and 2021. Source: DAERA.



Lamb throughput in NI by w/e 16 December 2023 was 27,305 head or 6.3 per cent ahead of levels processed during the same period of 2022. Meanwhile 2023 throughput to date is 42,082 head or 10.1 per cent greater than the total hogget/lamb throughput in NI during the corresponding period of 2021.

Average weekly R3 hogget/lamb price in NI to date 2021-2023. Source: DAERA.



During 2023 to w/e 23 December, the average weekly price paid in NI for R3 grade hoggets/lambs was 559.5p/kg. In comparison the average price paid during the corresponding period of 2022 was 545.3p/kg. This is an increase of 14.3p/kg on 2022 levels and equates to an increase of 10p/kg from the 549.6p/kg paid on average during the corresponding period of 2021.