

LMC Market Information Department



Slaughter Trends 2024

Published March 2024

NI Slaughterings December 2023

NI CATTLE AND SHEEP SLAUGHTERINGS						
	December			Year to Date		
	(4 wks ended 30/12/23 compared to 4 wks ended 31/12/22)			(52 wks ended 30/12/23 compared to 52 wks ended 31/12/22)		
CATTLE	Dec-22	Dec-23	% Change	2022	2023	Change
Steers	11,224	11,806	5%	183,523	170,179	-7%
Heifers	10,225	10,986	7%	147,542	144,063	-2%
Young Bulls	2,454	2,587	5%	42,420	41,141	-3%
Total Prime Cattle	23,903	25,379	6%	373,485	355,383	-5%
Calves	590	480	-19%	7,004	5,699	-19%
Cows	8,948	10,031	12%	118,872	116,103	-2%
Mature Bulls	350	390	11%	6,534	6,534	0%
Total Cattle	33,791	36,280	7%	505,895	483,719	-4%
SHEEP						
Lambs & Hoggets	37,087	38,878	5%	448,166	476,091	6%
Ewes & Rams	1,928	2,025	5%	28,168	26,714	-5%
Total Sheep	39,015	40,903	5%	476,334	502,805	6%

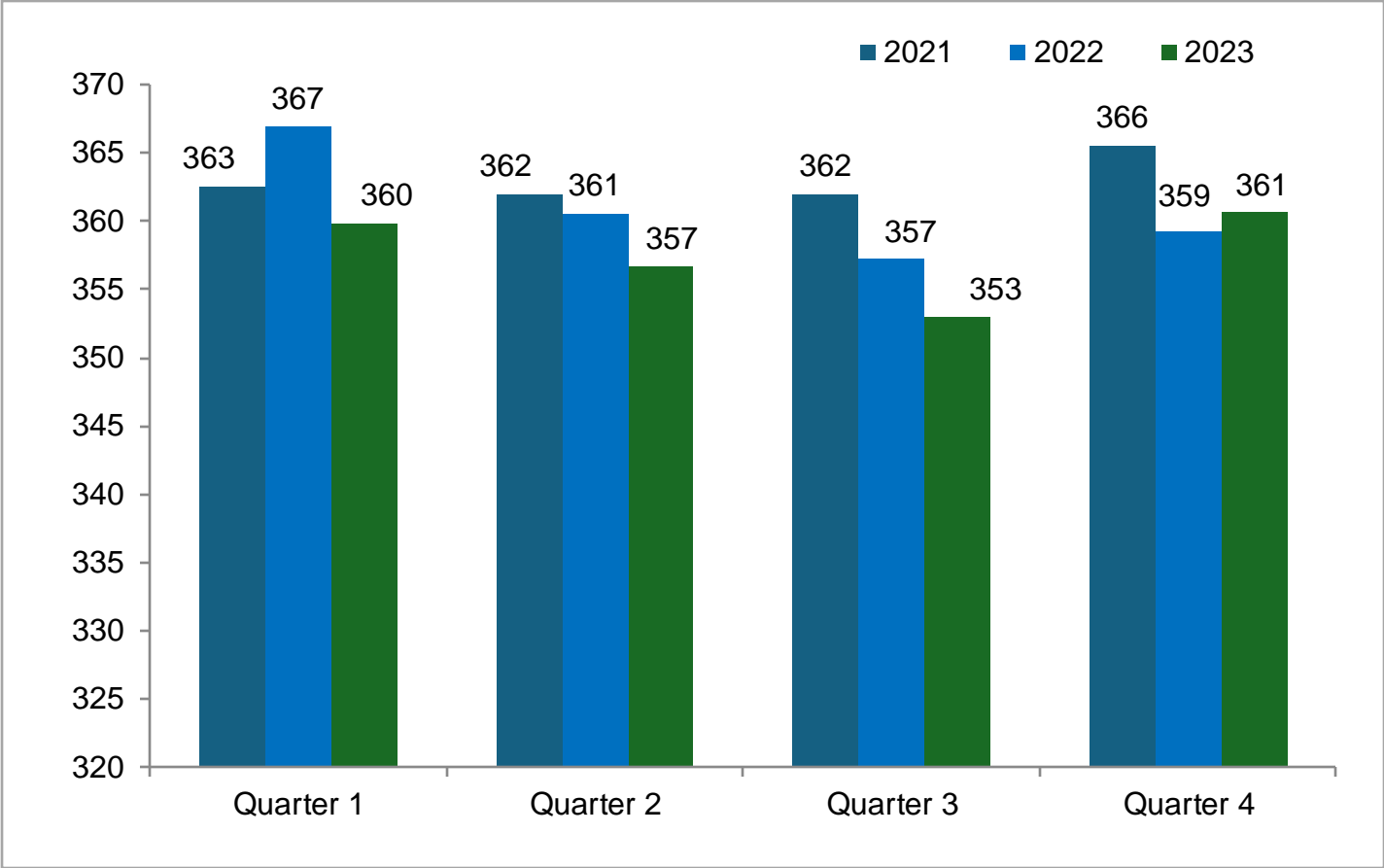
The above figures are provisional; any amendments will be incorporated in the cumulative data (source DAERA).

NI Beef & Lamb Production December 2023

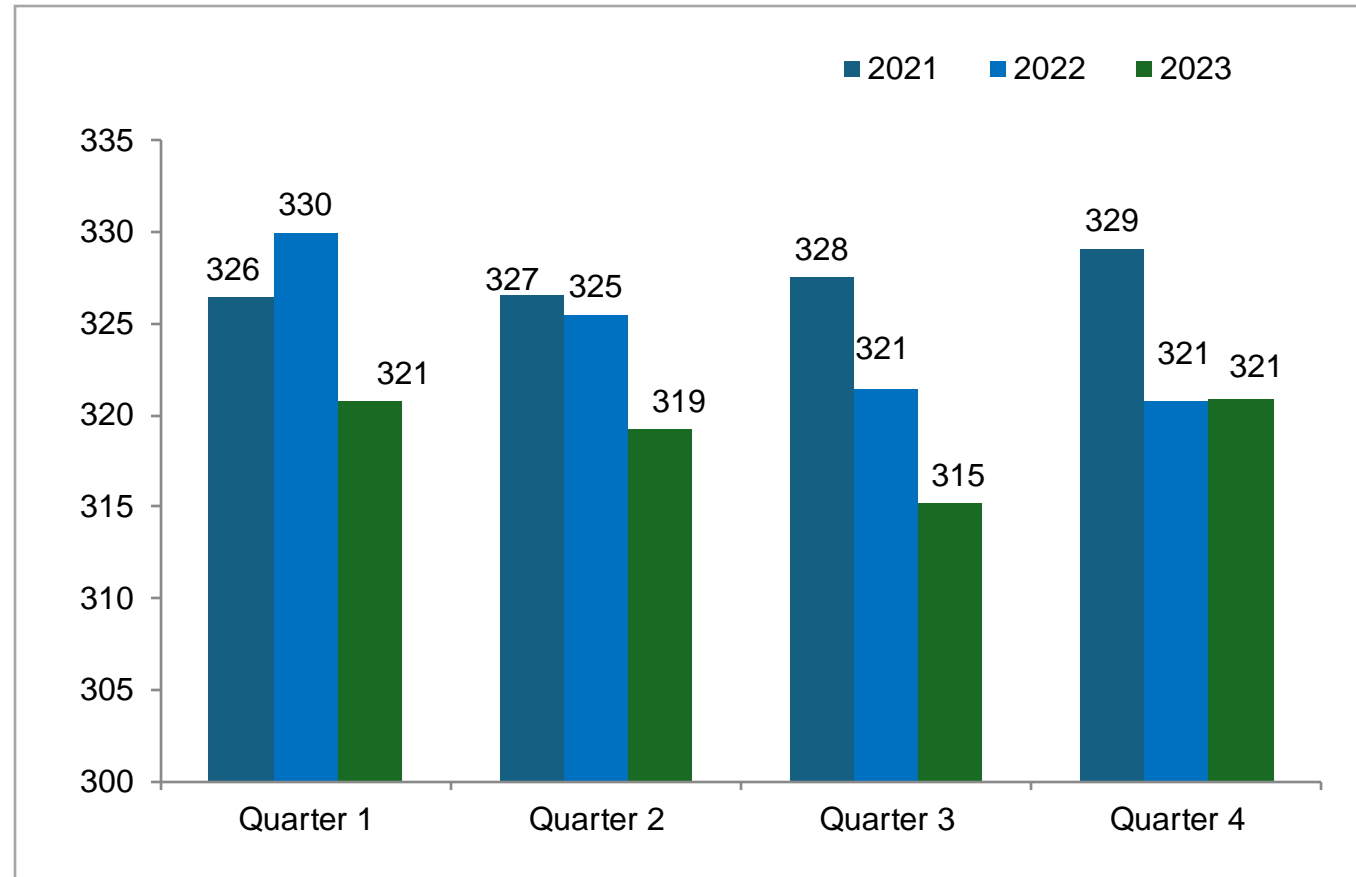
NI BEEF AND SHEEPMEAT PRODUCTION						
	December			Year to Date		
	(4 wks ended 30/12/23 compared to 4 wks ended 31/12/22)			(52 wks ended 30/12/23 compared to 52 wks ended 31/12/22)		
CATTLE	Dec-22	Dec-23	% Change	2022	2023	Change
Steers	3,992	4,261	7%	66,315	60,871	-8%
Heifers	3,272	3,530	8%	47,877	45,981	-4%
Young Bulls	829	905	9%	14,610	14,139	-3%
Total Prime Cattle	8,093	8,695	7%	128,802	120,991	-6%
Calves	106	91	-15%	1,329	1,077	-19%
Cows	2,656	2,939	11%	36,080	34,510	-4%
Mature Bulls	159	171	7%	3,047	2,858	-6%
Total Cattle	11,014	11,896	8%	169,257	159,436	-6%
SHEEP						
Lambs & Hoggets	821	858	5%	9,859	10,280	4%
Ewes & Rams	51	53	3%	756	708	-6%
Total Sheep	872	911	4%	10,616	10,987	4%

The above figures are provisional and are measured in tonnes; any amendments will be incorporated in the cumulative data (source DAERA).

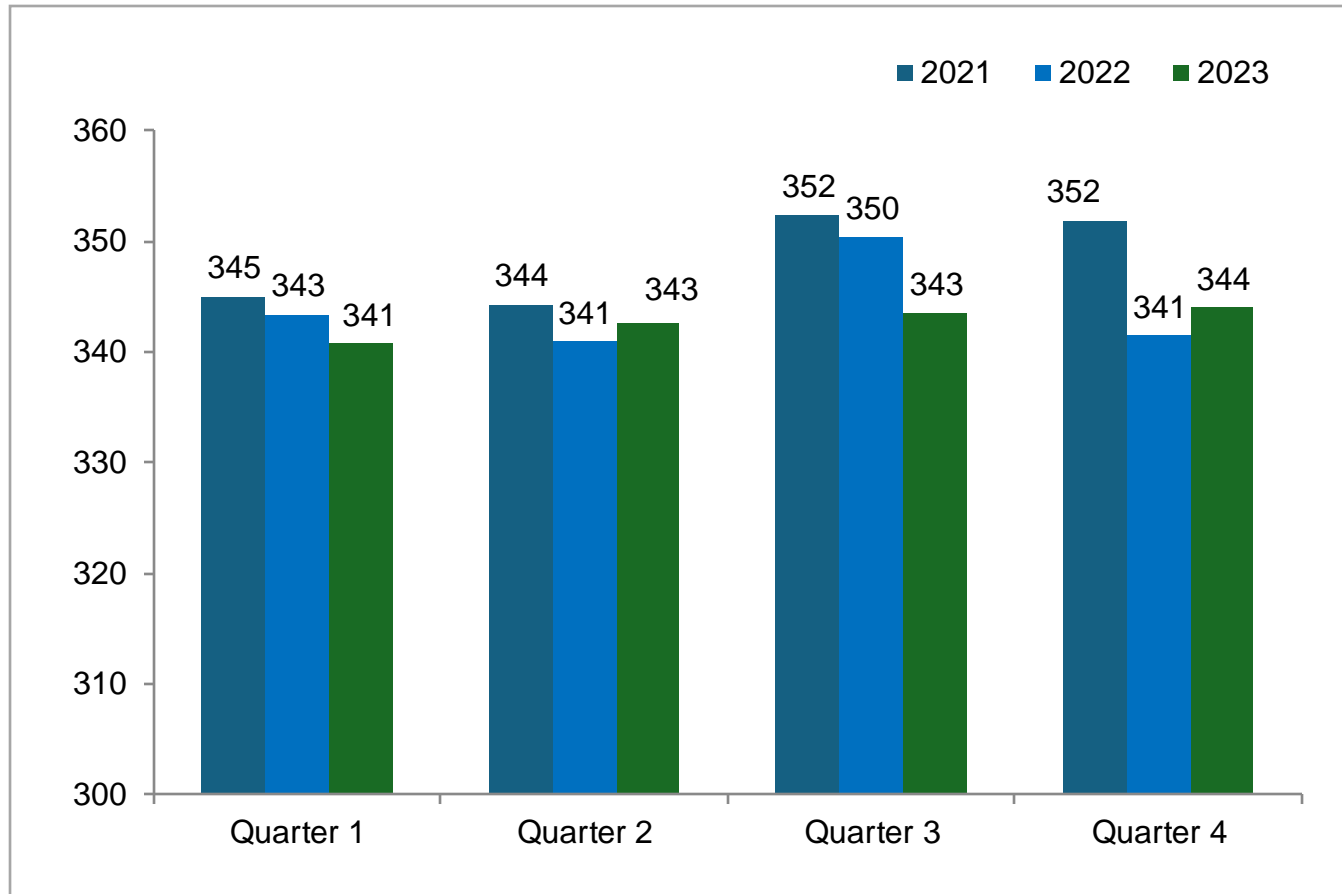
Carcase weights 2021-2023 (Steers)



Carcase weights 2021-2023 (Heifers)



Carcase weights 2021-2023 (Young Bulls)



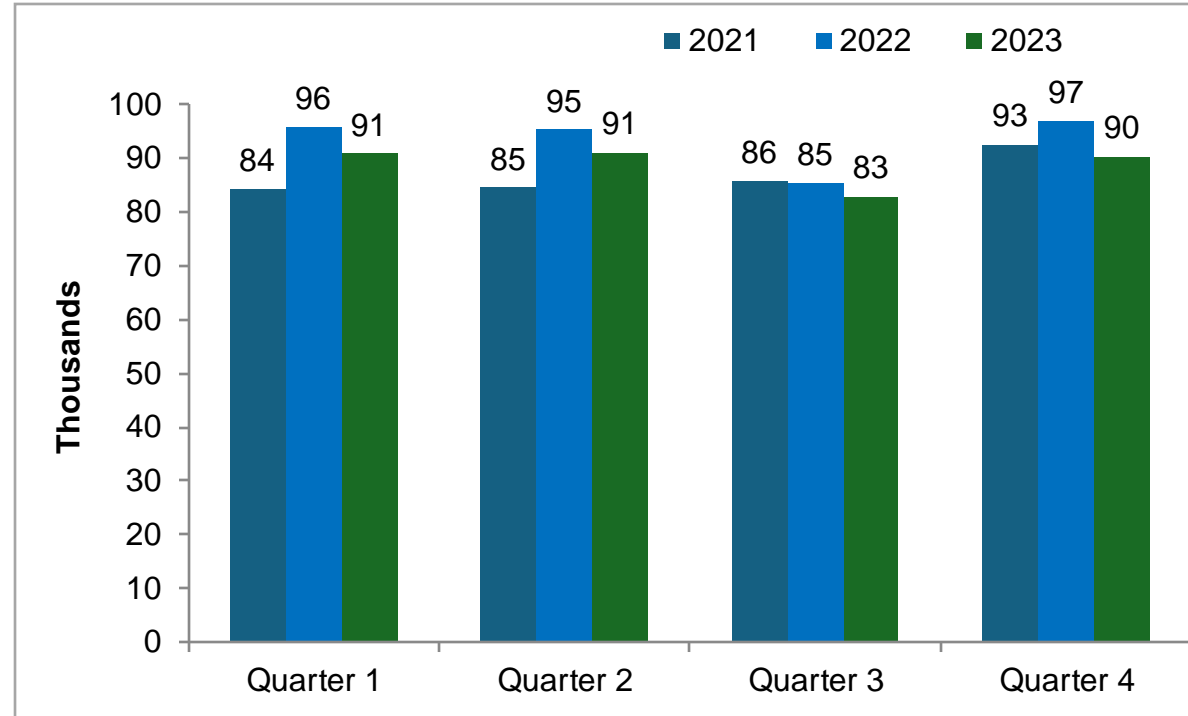
Overview of prime kill based on DWPR data January to December 2021-2023

	Heifers		Steers		Young Bulls	
	Average Cold Weight	Age at Slaughter	Average Cold Weight	Age at Slaughter	Average Cold Weight	Age at Slaughter
2021	326.8	25.6	362.2	25.2	345.4	16.1
2022	323.8	25.4	360.8	25.3	339.7	16.3
2023	319.0	25.6	357.8	25.5	338.4	16.7

Overview of prime kill based on DWPR data October to December 2021-2023

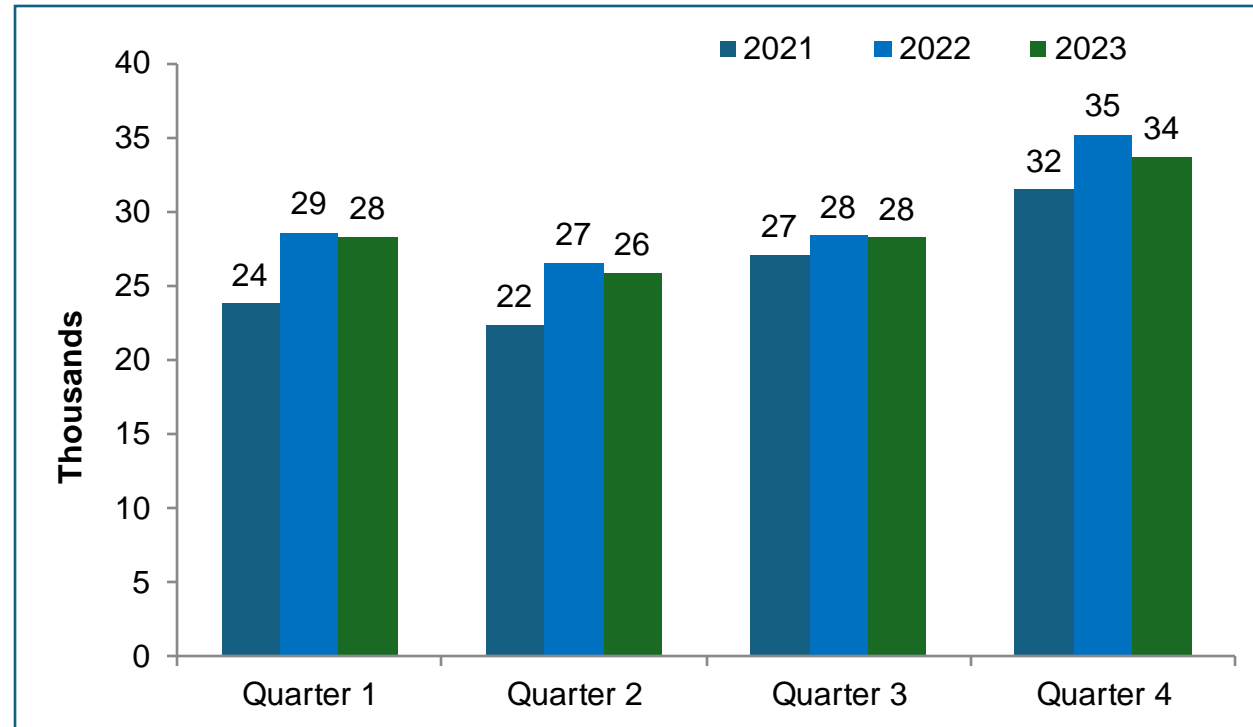
	Heifers		Steers		Young Bulls	
	Average Cold Weight	Age at Slaughter	Average Cold Weight	Age at Slaughter	Average Cold Weight	Age at Slaughter
2021	327.7	25.7	364.3	25.7	343.7	16.4
2022	321.0	25.4	360.9	25.5	338.0	16.9
2023	322.5	26.0	363.2	26.0	346.8	17.1

Quarterly NI Prime Cattle Kill 2021-2023



Prime cattle processed	2021	2022	2023
Quarter 1	84,374	95,858	90,870
Quarter 2	84,553	95,339	91,136
Quarter 3	85,876	85,362	83,002
Quarter 4	92,699	96,926	90,375

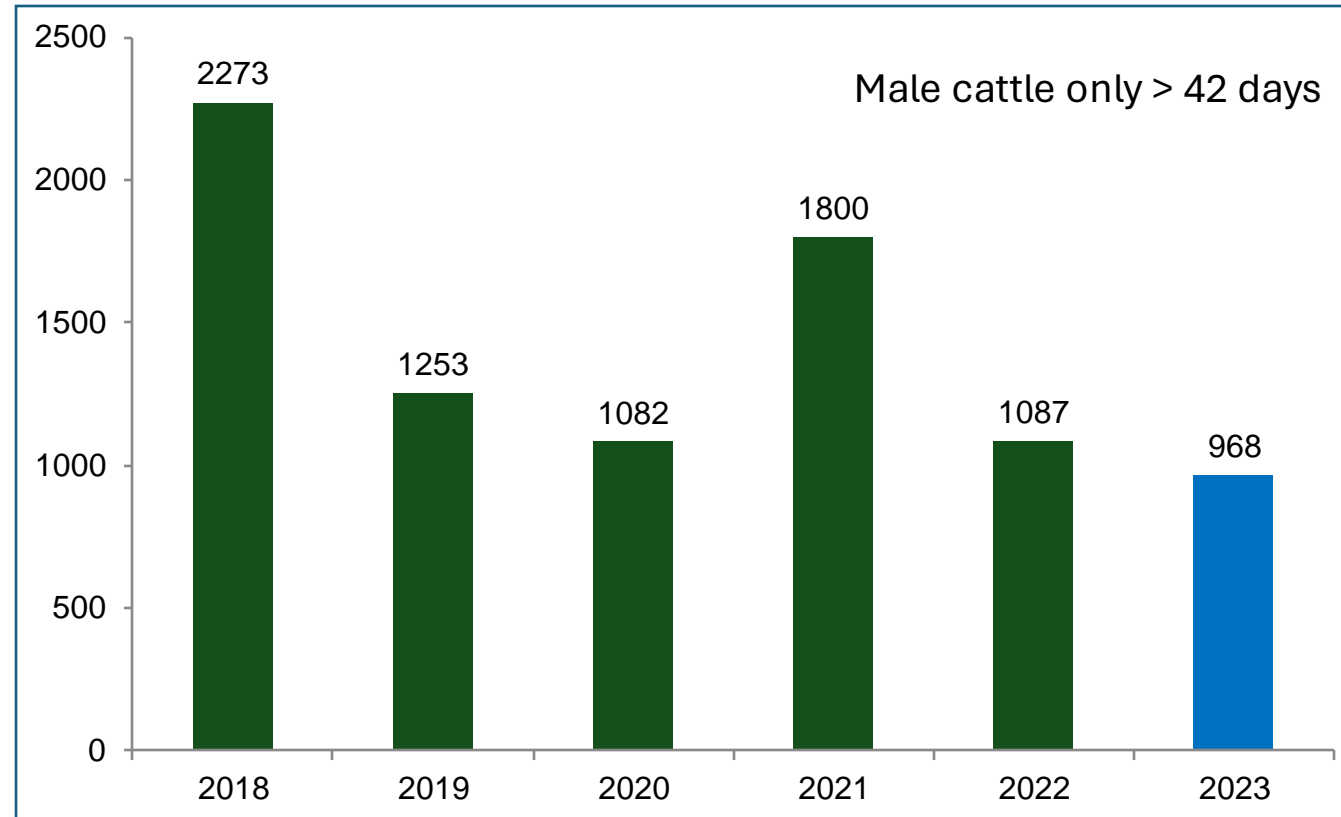
Quarterly NI Cow Kill 2021-2023



Cows processed	2021	2022	2023
Quarter 1	23,790	28,647	28,298
Quarter 2	22,344	26,577	25,856
Quarter 3	27,057	28,397	28,261
Quarter 4	31,503	35,251	33,688

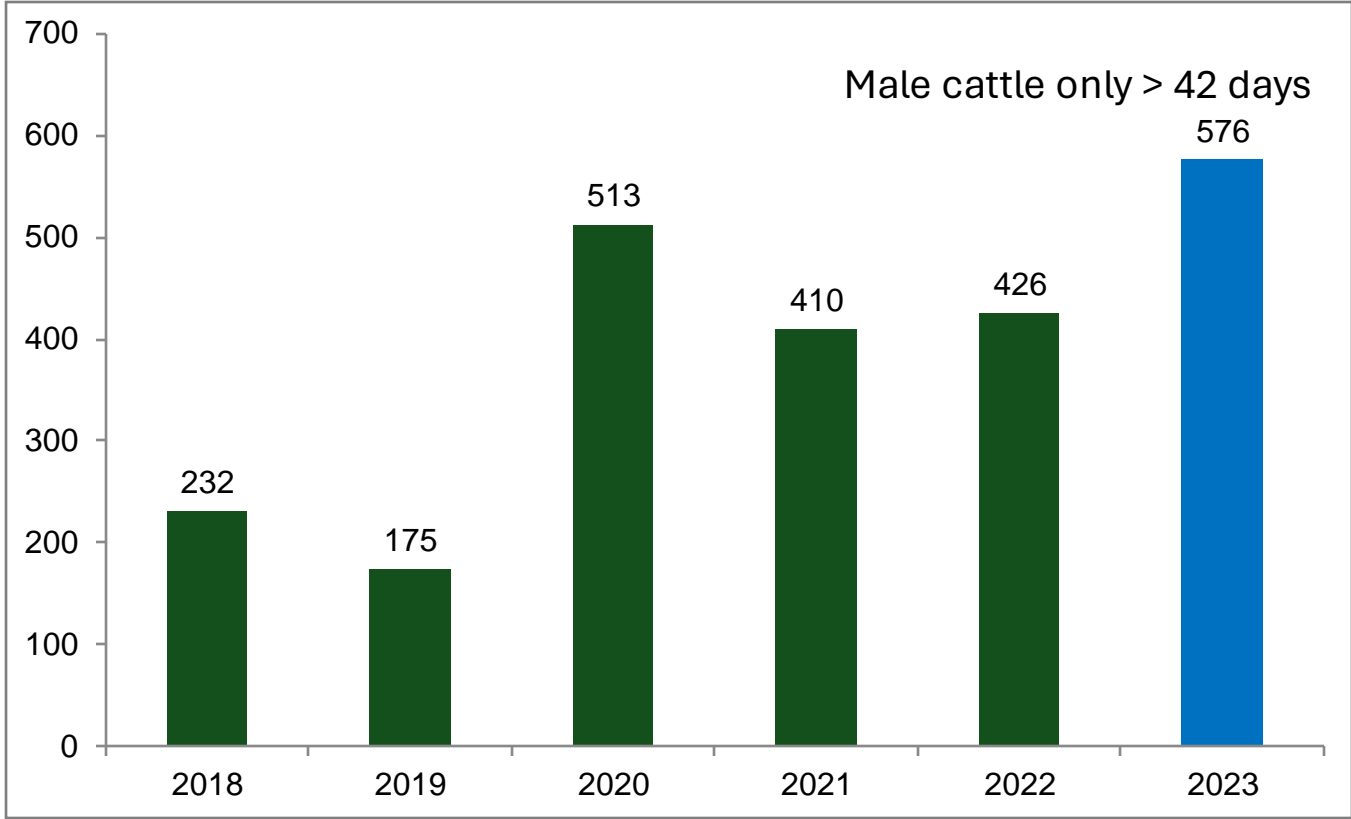
Live Exports

Exports to GB for further production January to December comparison

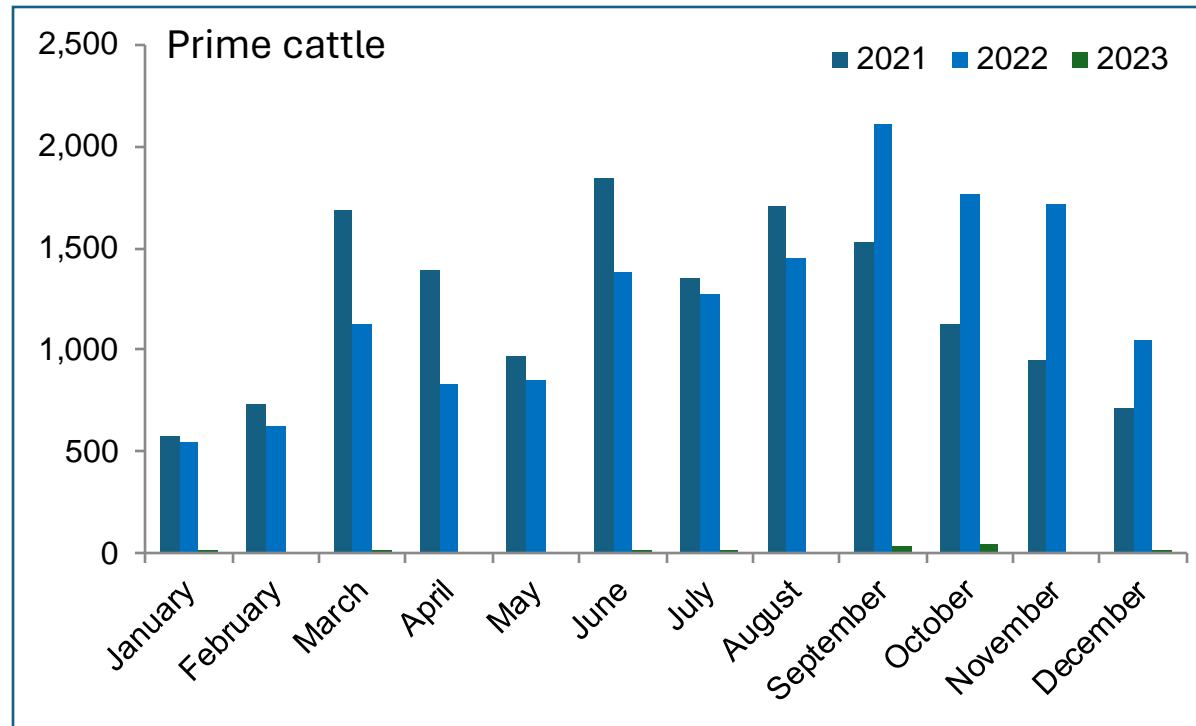


Exports to ROI for further production

January to December comparison

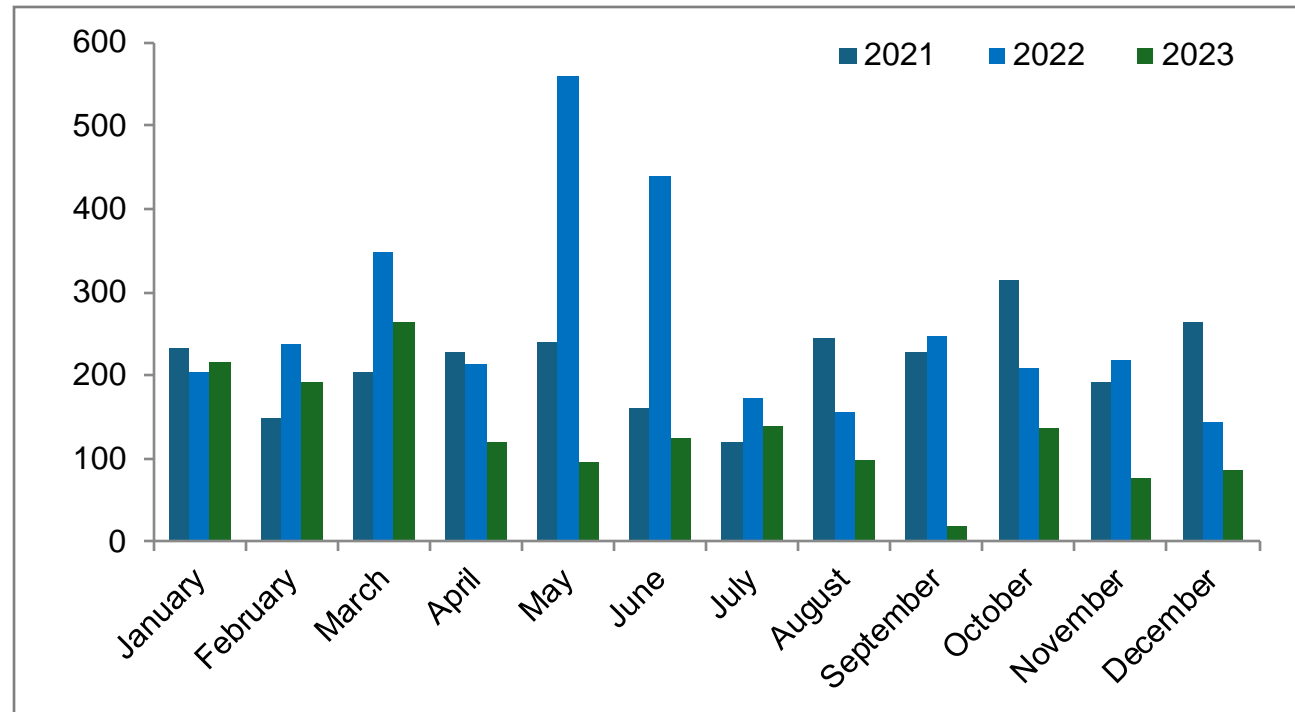


Prime cattle exports to ROI for Direct Slaughter



	Jan	Feb	Mar	Apr	May	Jun	Jul	Aug	Sept	Oct	Nov	Dec	Total Jan - Dec
2021	11	20	27	29	24	28	5	20	60	8	10	3	245
2022	35	7	49	21	55	27	19	11	72	23	10	14	343
2023	21	6	16	6	13	12	14	35	6	42	12	12	195

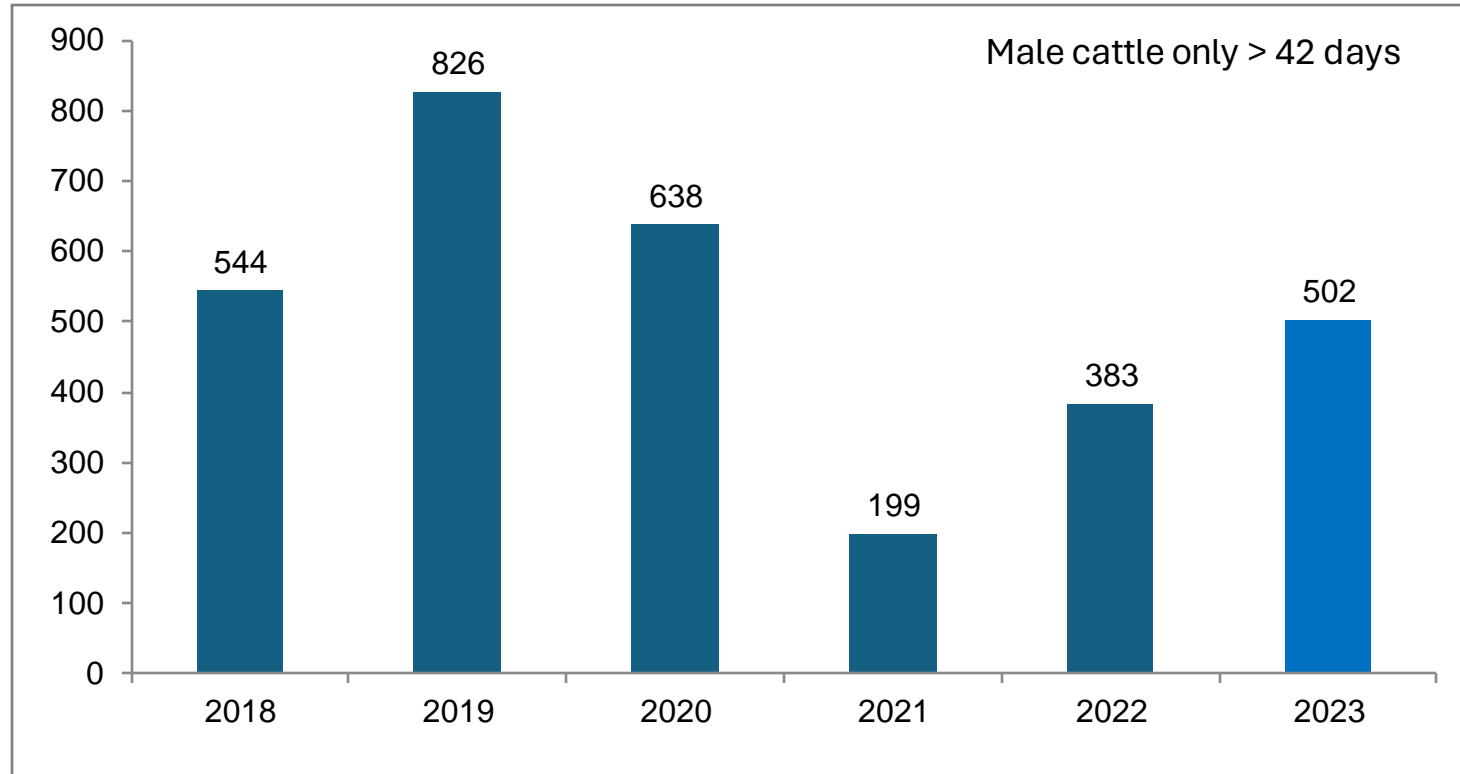
Cow exports to ROI for Direct Slaughter



	Jan	Feb	Mar	Apr	May	Jun	Jul	Aug	Sept	Oct	Nov	Dec	Total Jan - Dec
2021	232	149	205	229	239	160	119	245	229	315	193	263	2,578
2022	205	237	349	214	560	440	173	157	248	208	218	143	3,152
2023	216	192	264	119	105	115	140	100	17	136	104	57	1,565

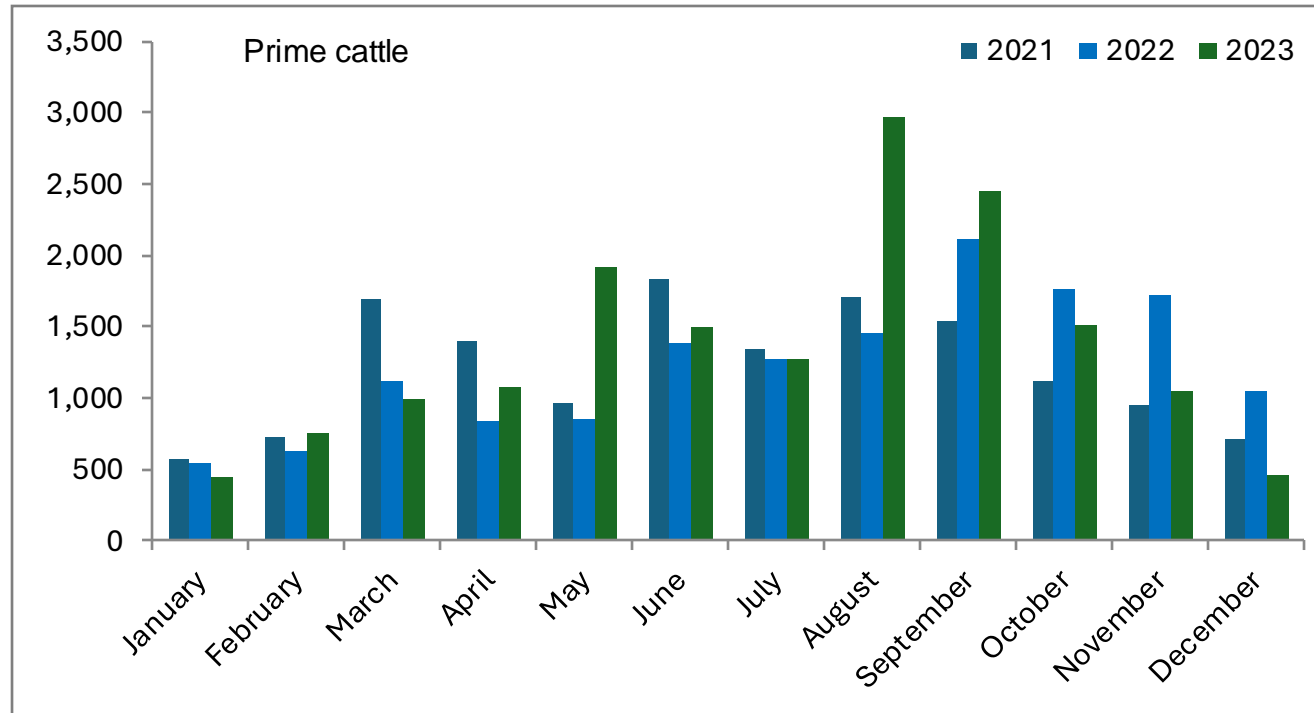
Live Imports

Imports from ROI for Further Production January to December 2018-2023



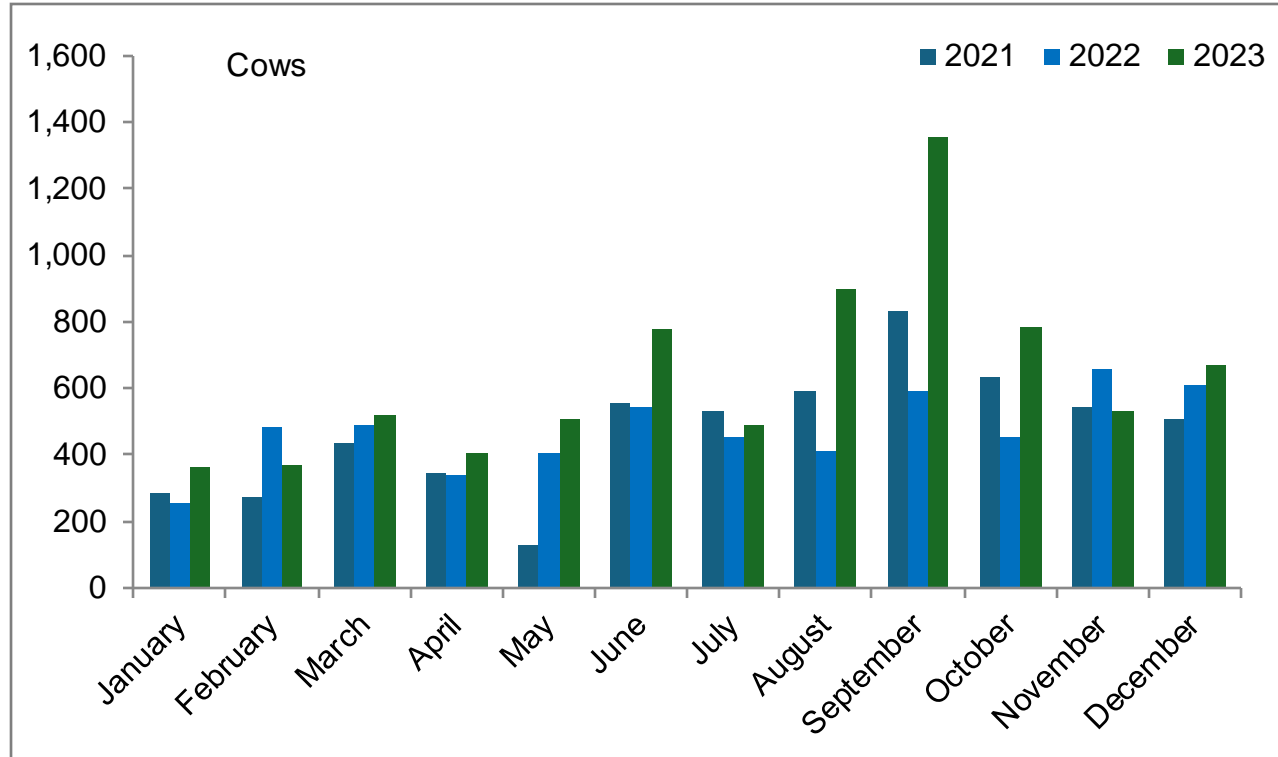
	2018	2019	2020	2021	2022	2023
Female	2,567	4,094	5,938	10,586	5,709	19,079
Male	310	354	872	4,099	2,002	8,109
Total	2,877	4,448	6,810	14,685	7,711	27,188

Prime cattle Imports from ROI for Direct Slaughter



	Jan	Feb	Mar	Apr	May	Jun	Jul	Aug	Sept	Oct	Nov	Dec	Total Jan - Dec
2021	573	731	1,689	1,397	967	1,841	1,349	1,709	1,534	1,123	950	719	14,582
2022	548	629	1,123	834	851	1,388	1,276	1,452	2,110	1,771	1,720	1,053	14,755
2023	450	752	988	1,083	1,919	1,493	1,268	2,977	2,450	1,507	1,043	458	16,388

Cow Imports from ROI for Direct Slaughter



	Jan	Feb	Mar	Apr	May	Jun	Jul	Aug	Sept	Oct	Nov	Dec	Total Jan - Dec
2021	284	270	434	345	127	557	530	591	830	634	544	510	1,688
2022	255	485	492	337	405	543	451	409	594	453	660	610	5,694
2023	364	372	521	405	625	660	492	1231	1024	782	782	424	7,682

Prime & Cow Imports from GB for Direct Slaughter continue to run at very low levels

Prime

	Jan	Feb	Mar	Apr	May	Jun	Jul	Aug	Sept	Oct	Nov	Dec	Total Jan - Dec
2021	0	0	0	0	0	0	0	0	0	0	0	0	0
2022	0	0	0	0	0	0	0	0	0	4	0	0	4
2023	0	0	0	0	0	0	0	0	0	0	0	0	0

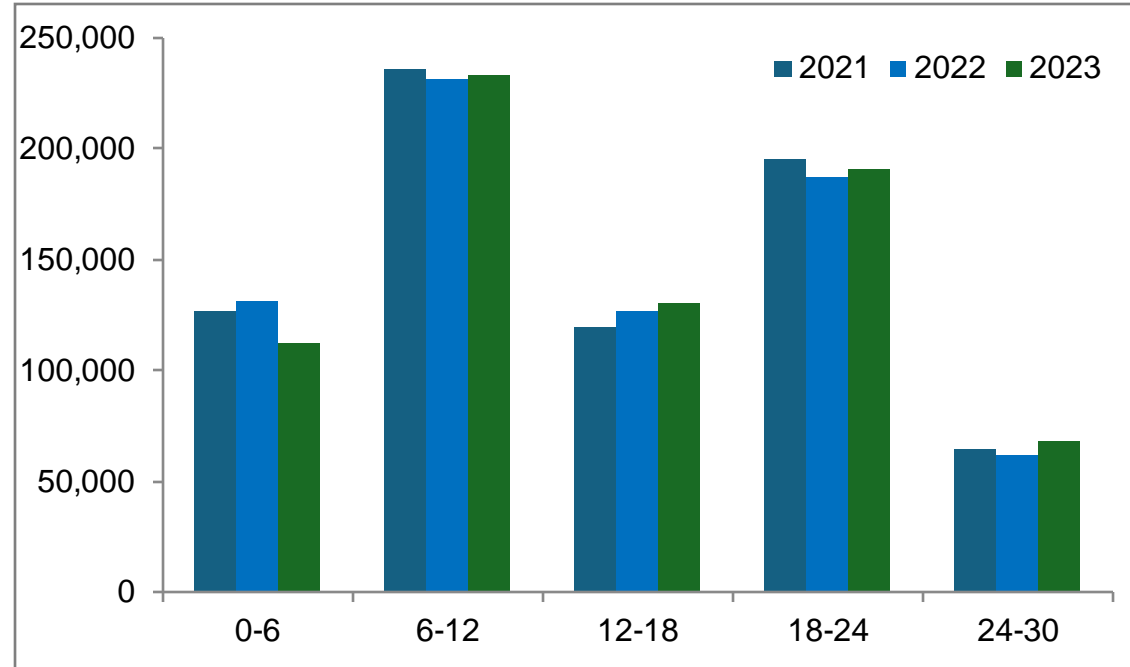
Cows

	Jan	Feb	Mar	Apr	May	Jun	Jul	Aug	Sept	Oct	Nov	Dec	Total Jan - Dec
2021	0	0	0	0	0	0	0	0	0	0	0	0	0
2022	0	0	0	0	1	0	0	0	0	5	0	0	6
2023	0	0	0	0	0	0	1	0	0	0	0	0	1

Cattle Supplies

Beef sired cattle on NI farms

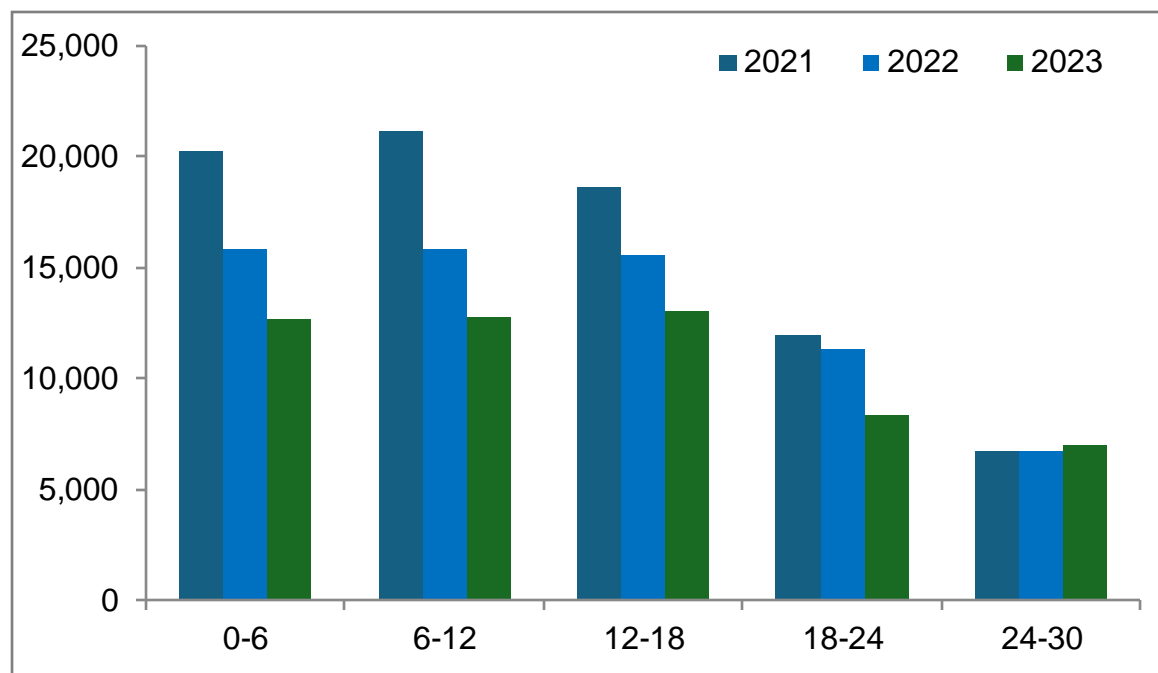
31 December 2023



Age (Months)	2021	2022	2023	2022/2023	2021/2023
0-6	127,011	131,286	112,276	-14.5%	-11.6%
6-12	235,892	231,593	233,318	+0.7%	-1.1%
12-18	119,802	126,888	130,339	+2.7%	8.8%
18-24	195,221	187,143	191,331	+2.2%	-2.0%
24-30	64,262	61,725	68,367	+10.8%	+6.4%

Dairy sired male cattle on NI farms

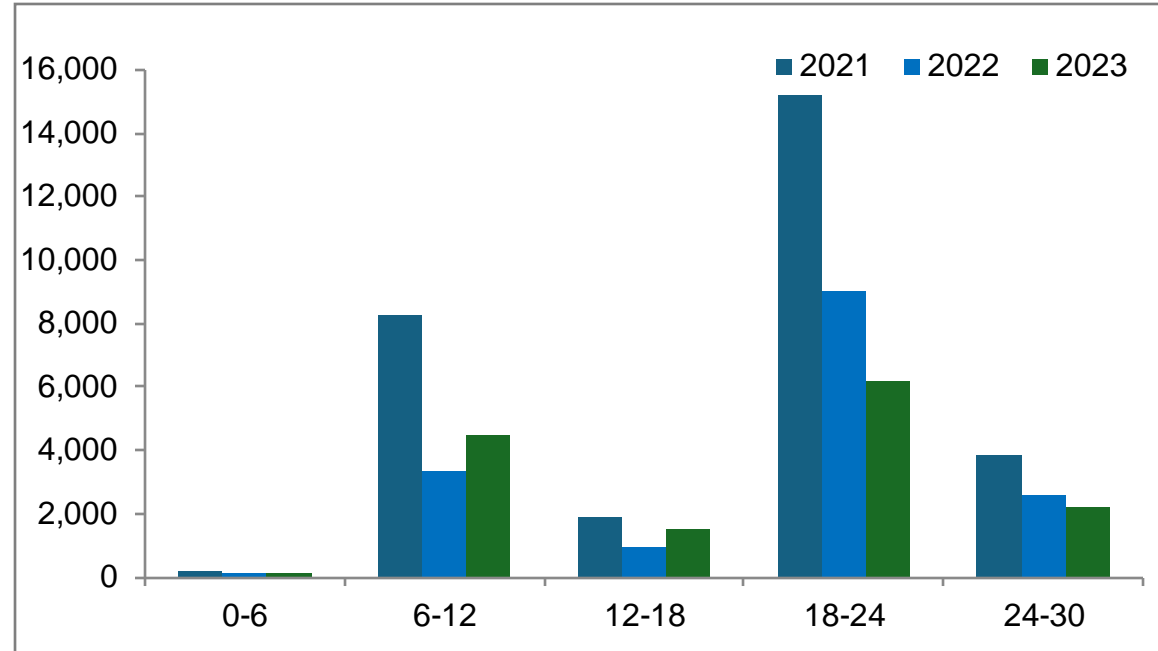
31 December 2023



Dairy sired males Age (months)	2021	2022	2023	2022/2023	2021/2023
0-6	20,288	15,827	12,727	-19.6%	-37.3%
6-12	21,126	15,813	12,802	-19.0%	-39.4%
12-18	18,643	15,551	13,071	-15.9%	-29.9%
18-24	11,968	11,318	8,342	-26.3%	-30.3%
24-30	6,701	6,766	7,014	+3.7%	+4.7%

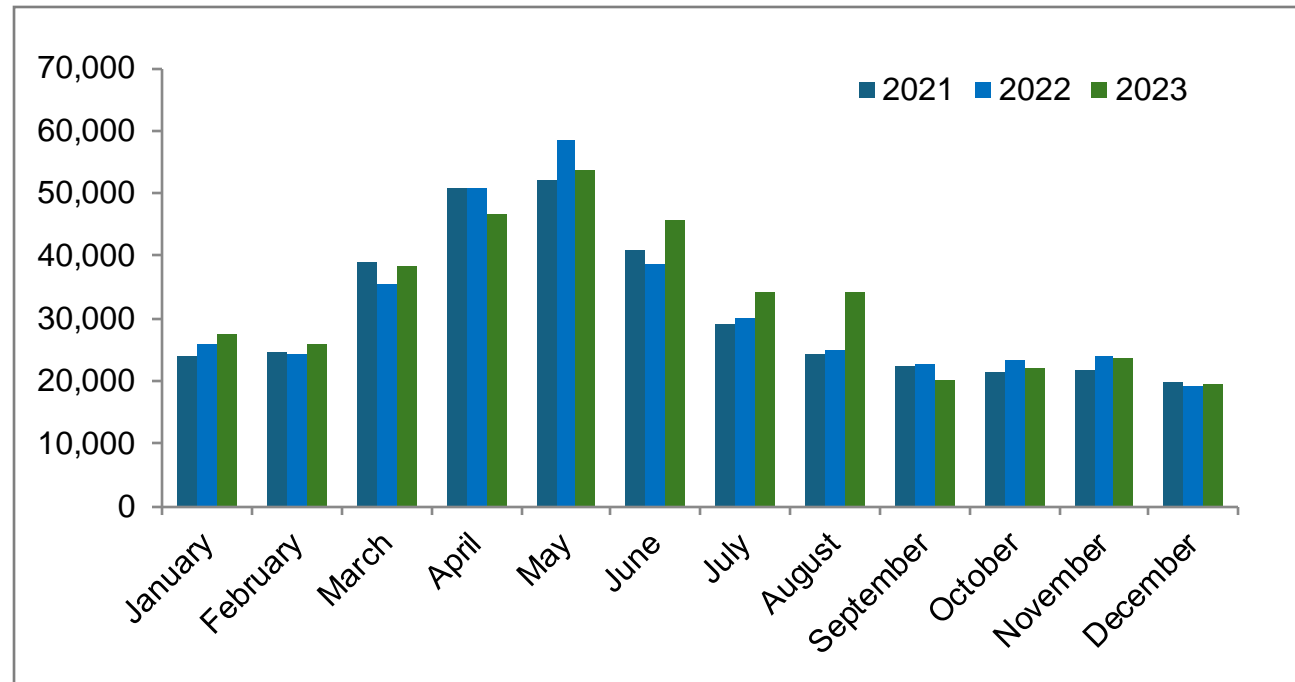
Nomad cattle on NI farms

31 December 2023



ROI Nomads (beef sired and dairy males) Age (months)	2021	2022	2023	2022/2023	2021/2023
0-6	211	111	102	-8.1%	-51.7%
6-12	8,239	3,373	4,474	32.6%	-45.7%
12-18	1,876	978	1,490	52.4%	-20.6%
18-24	15,184	9,003	6,182	-31.3%	-59.3%
24-30	3,823	2,594	2,228	-14.1%	-41.7%

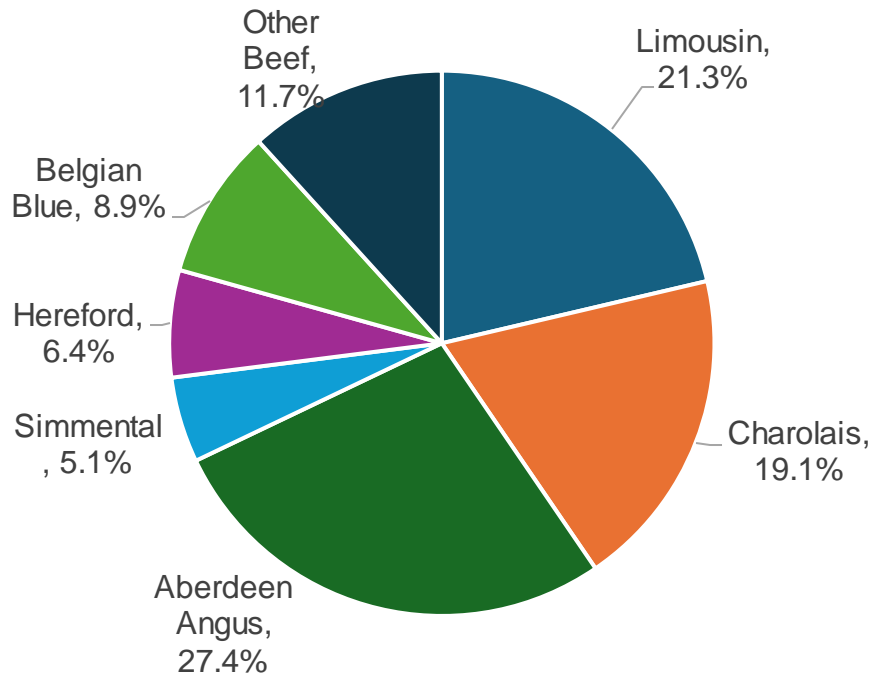
NI Beef Sired Calf Registrations January to December 2023



	Jan	Feb	Mar	Apr	May	Jun	Jul	Aug	Sept	Oct	Nov	Dec	Total Jan - Dec
2022	25,802	24,321	35,531	50,978	58,562	38,616	29,997	24,880	22,633	23,245	23,966	19,123	377,654
2023	27,658	26,008	38,552	46,830	53,798	45,734	34,369	27,248	20,032	22,128	23,557	19,457	385,371
% Change	+7.2%	+6.9%	+8.5%	-8.1%	-8.1%	+18.4%	+14.6%	+9.5%	-11.5%	-4.8%	-1.7%	+1.7%	+2.0%

Beef Calf Registrations by Breed

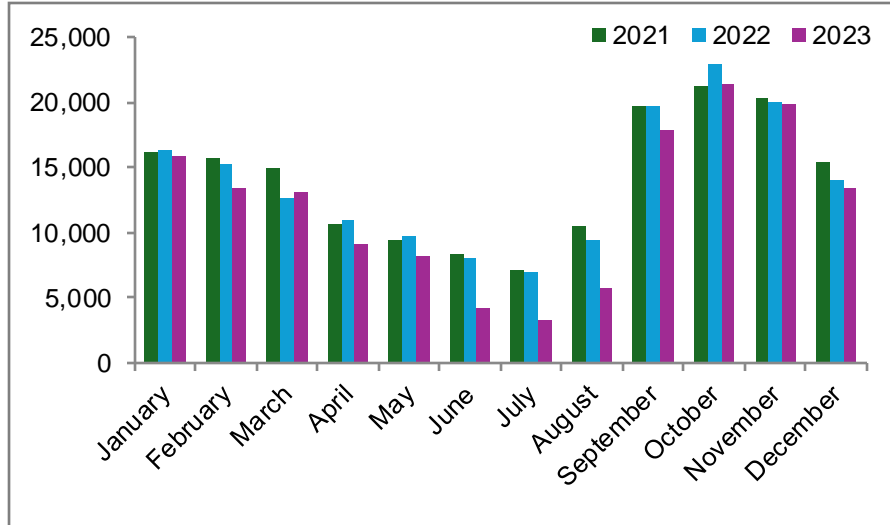
January to December 2023



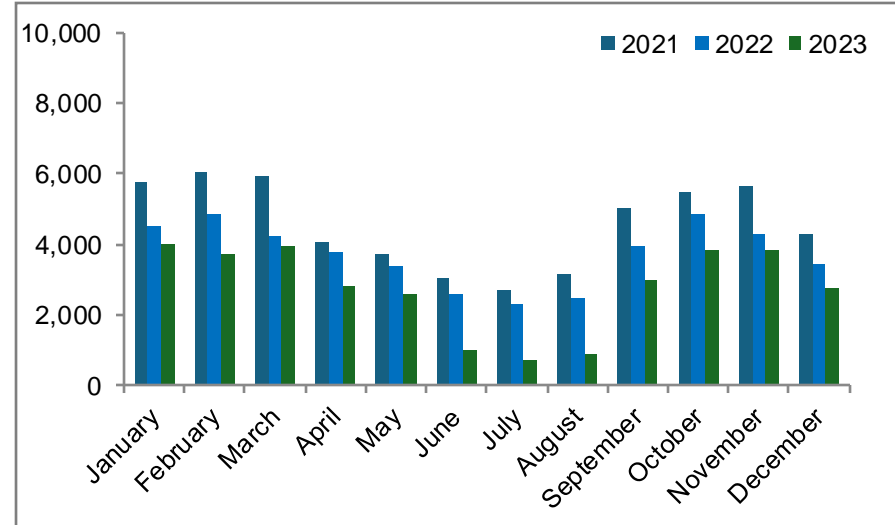
Proportion Dairy Dam	2021	2022	2023
January	57%	54%	59%
February	56%	57%	58%
March	41%	43%	49%
April	27%	28%	30%
May	22%	22%	23%
June	24%	24%	11%
July	27%	28%	11%
August	33%	33%	15%
September	43%	42%	48%
October	52%	55%	61%
November	60%	61%	66%
December	61%	65%	69%
Grand Total	38%	38%	37%

	Limousin	Charolais	Aberdeen Angus	Simmental	Hereford	Belgian Blue	Other Beef
Jan - Dec 2022	23.9%	21.1%	26.3%	6.0%	7.1%	7.0%	8.7%
Jan - Dec 2023	21.3%	19.1%	27.4%	5.1%	6.4%	8.9%	11.7%

NI Dairy Sired Calf Registrations January to December 2023



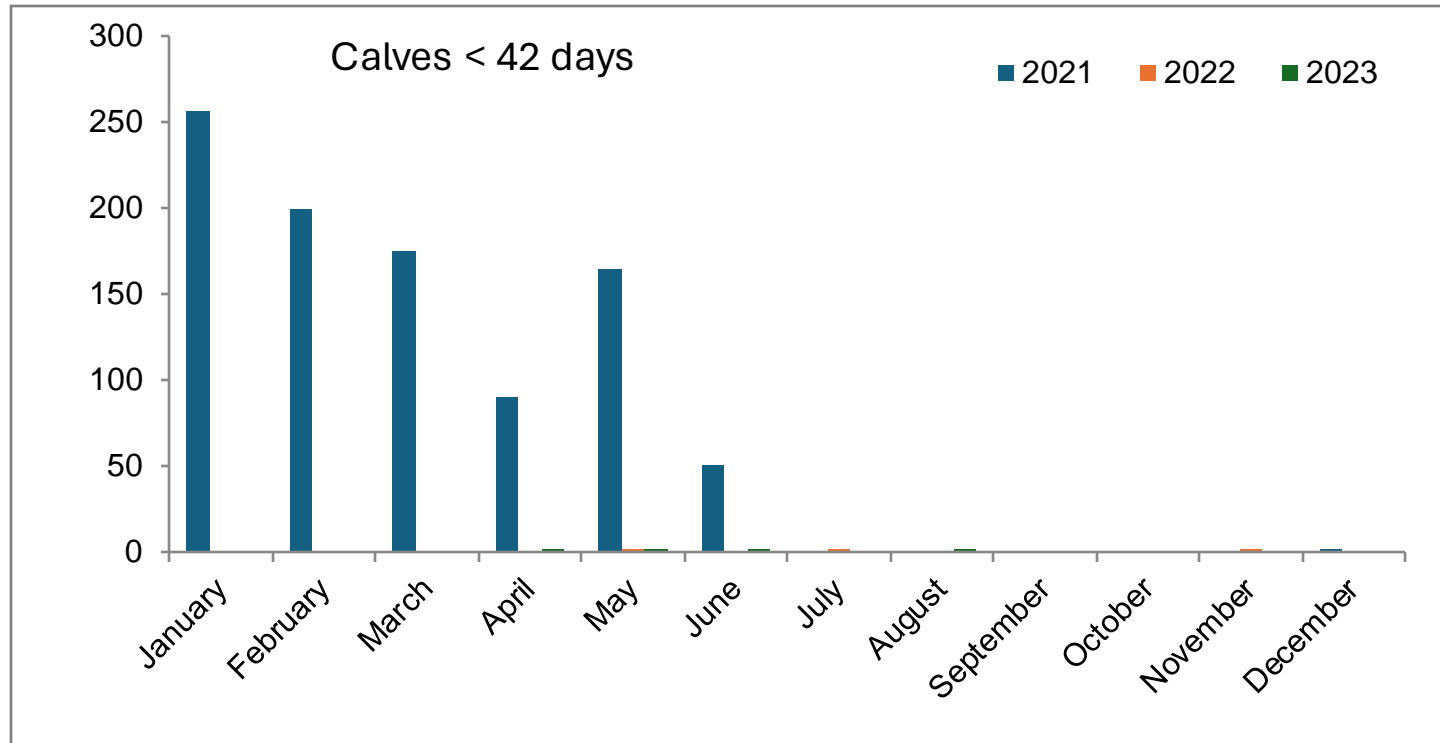
Total dairy calf registrations



Male dairy calf registrations

Male Dairy Sired	Jan	Feb	Mar	Apr	May	Jun	Jul	Aug	Sept	Oct	Nov	Dec	Total Jan - Dec
2022	4,518	4,842	4,260	3,774	3,412	2,566	2,332	2,502	3,934	4,878	4,307	3,454	44,779
2023	3,996	3,708	3,970	2,839	2,581	995	704	870	2,972	3,831	3,817	2,780	33,063
% Change	-11.6%	-23.4%	-6.8%	-24.8%	-24.4%	-61.2%	-69.8%	-65.2%	-24.5%	-21.5%	-11.4%	-19.5%	-26.2%

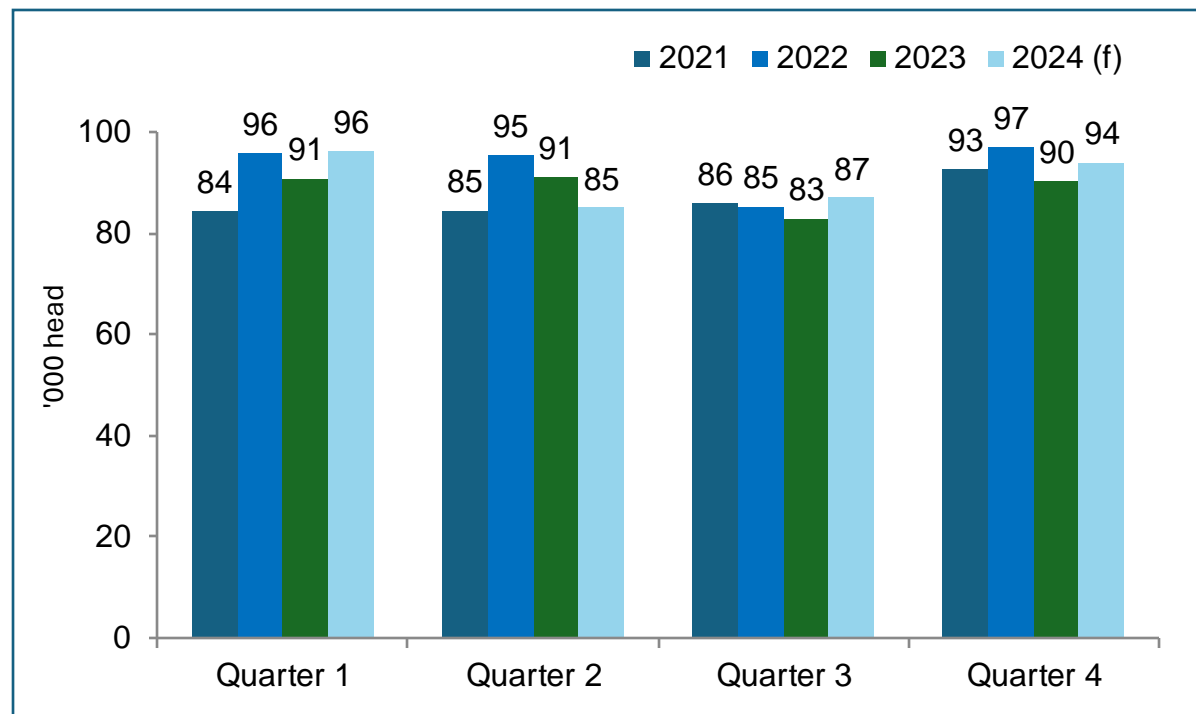
Dairy Bull Calf Exports



	Jan	Feb	Mar	Apr	May	Jun	Jul	Aug	Sept	Oct	Nov	Dec	Total Jan - Dec
2021	256	199	175	90	164	51	-	-	-	-	-	1	936
2022	-	-	-	-	1	-	2	-	-	-	1	-	4
2023	-	-	-	2	2	1	-	2	-	-	-	-	7

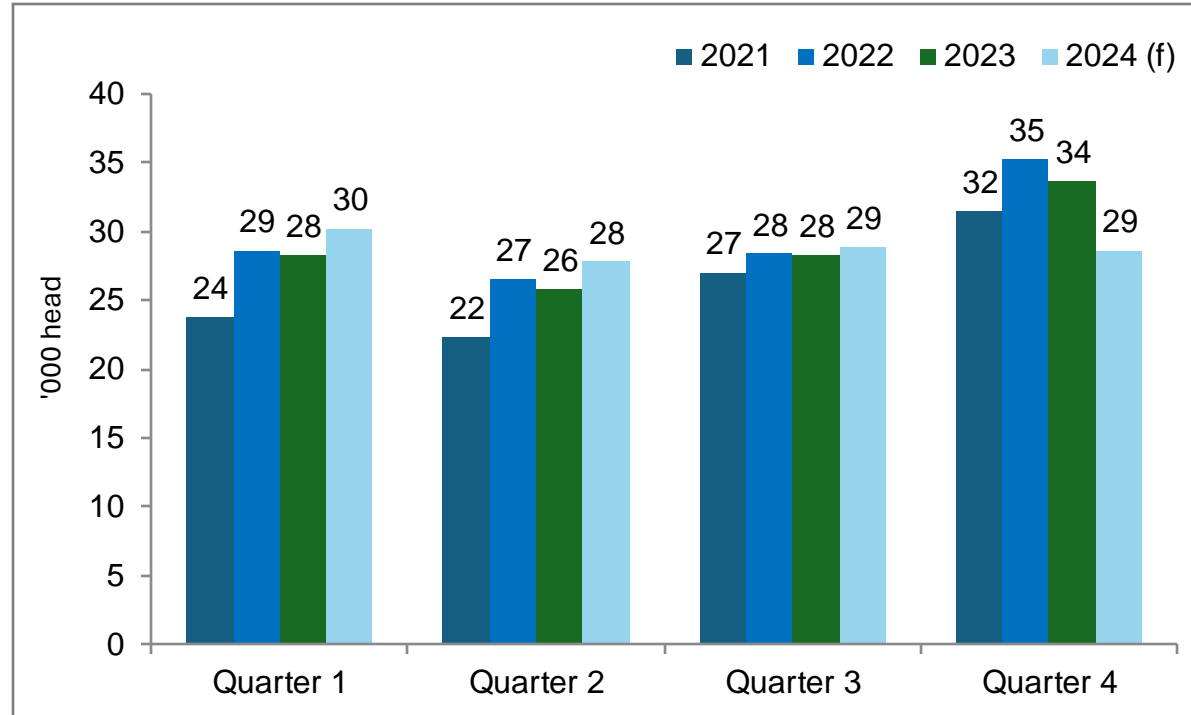
Forecast

Forecast NI Prime Cattle Kill 2024



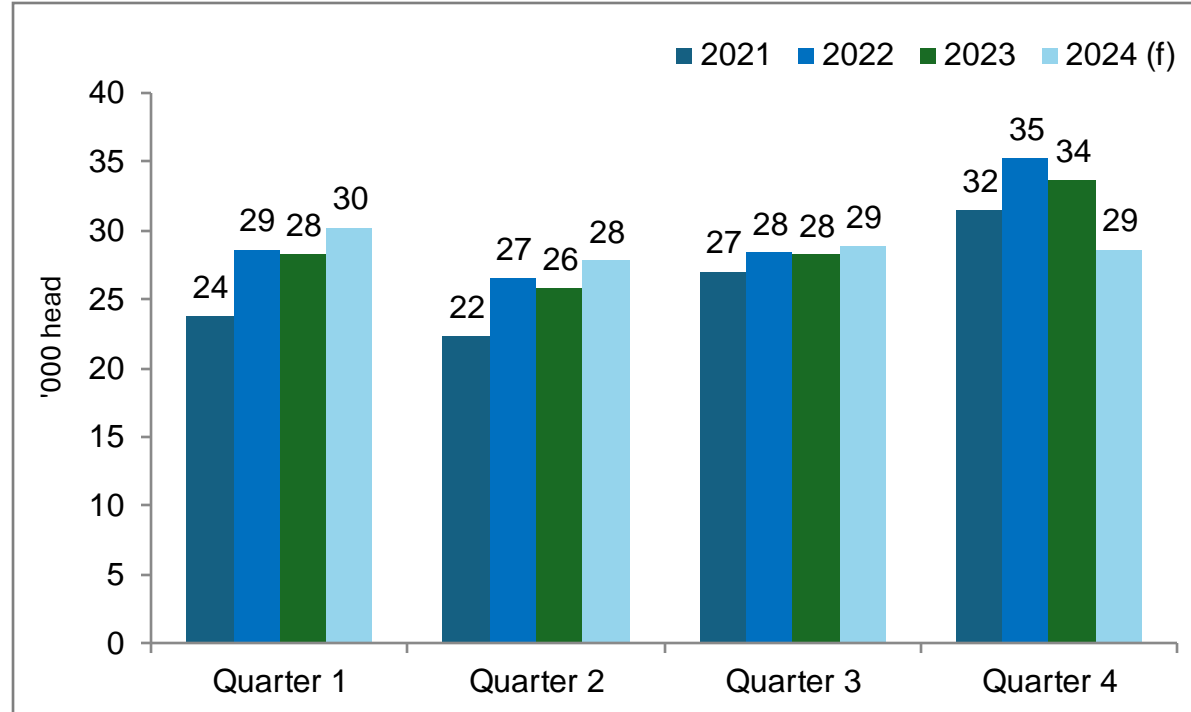
	2021	2022	2023	2024 (f)	2023/2024 % Change
Quarter 1	84,374	95,858	90,870	96,225	+5.9%
Quarter 2	84,553	95,339	91,136	85,028	-6.7%
Quarter 3	85,876	85,362	83,002	87,006	+4.8%
Quarter 4	92,699	96,926	90,375	94,036	+4.1%
Total	347,502	373,485	355,383	362,295	+1.9%

Forecast NI Cow Kill 2024



	2021	2022	2023	2024 (f)	2023/2024 % Change
Quarter 1	23,790	28,647	28,298	30,253	+6.9%
Quarter 2	22,344	26,577	25,856	27,798	+7.8%
Quarter 3	27,057	28,397	28,261	28,871	+1.8%
Quarter 4	31,503	35,251	33,688	28,663	-14.9%
Total	104,694	118,872	116,103	115,585	-0.5%

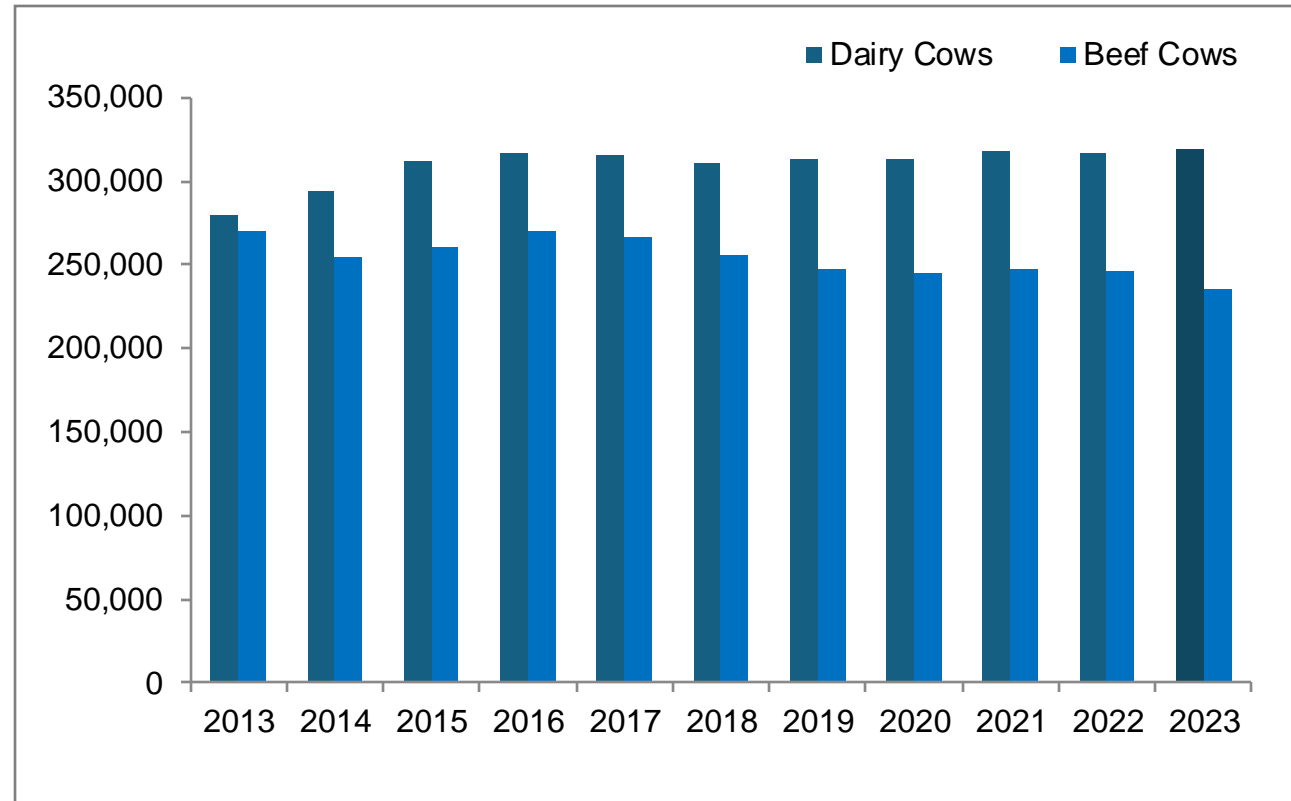
Forecast Total Cattle Kill 2024 (Inc bulls and calves)



	2019	2020	2021	2022	2023	2024 (f)
Prime	344,671	345,640	347,502	373,485	355,383	362,295
Cows	99,321	104,506	104,694	118,872	116,103	115,585
Others (Calves and bulls)	11,288	11,100	11,420	13,538	12,233	11,742
Total Throughput	455,280	461,246	463,616	505,895	483,719	489,622

Longer term outlook

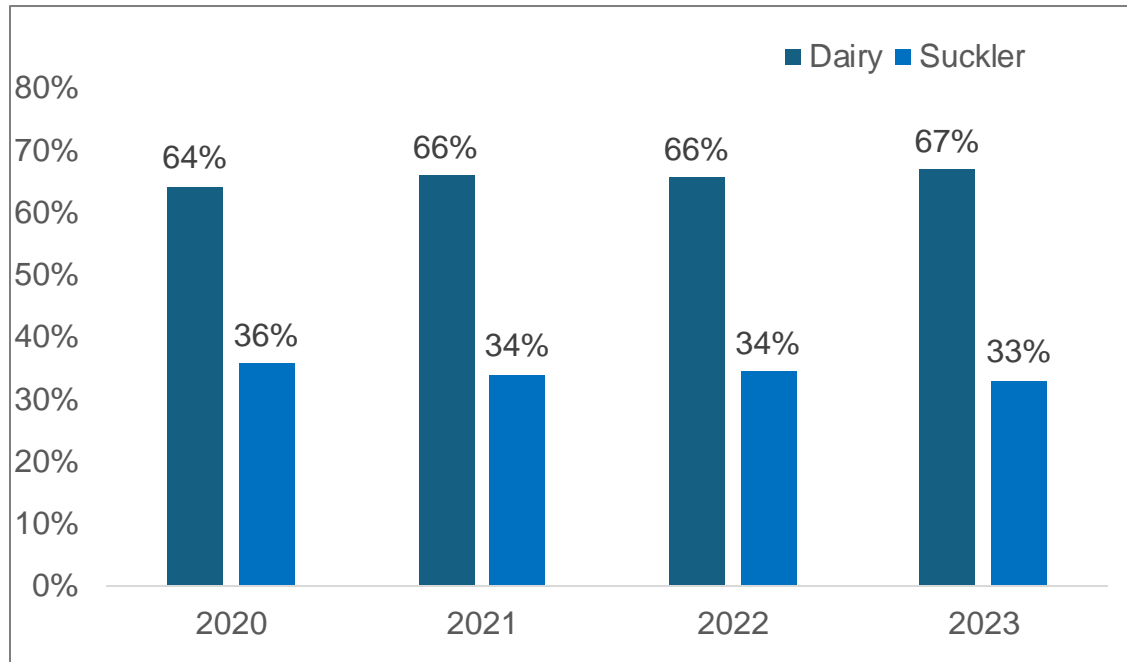
Breeding females June Census



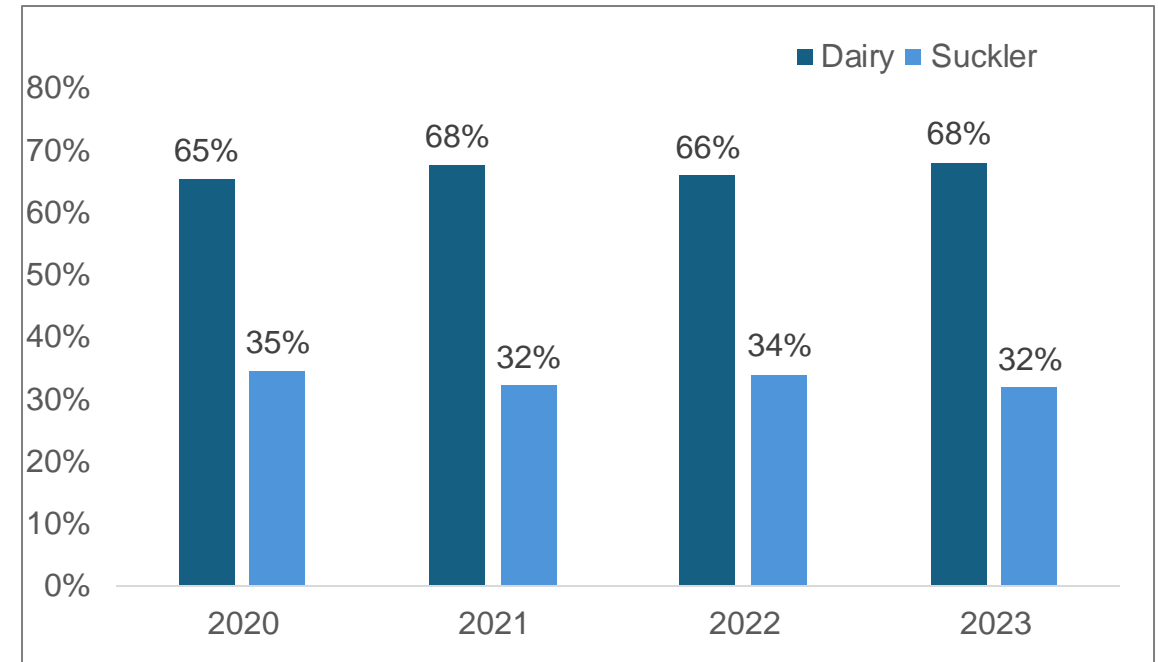
	2013	2014	2015	2016	2017	2018	2019	2020	2021	2022	2023
Dairy Cows	279,481	294,192	311,520	317,146	315,800	310,718	313,549	313,283	318,372	316,775	319,346
Beef Cows	270,105	254,870	260,325	269,746	267,100	255,904	247,009	244,702	246,956	246,240	236,082

Origin cows in NI slaughter mix 2020 - 2023

January – December



Q4: October - December



Key Assumptions for Forecast

- Live imports for direct slaughter from ROI continue at current levels
- Exports to ROI for direct slaughter continue at similar levels
- Live imports and exports to GB will be lower than previous years
- Unchanged calf exports to continent
- Current level of beef sires used on dairy herd continues
- No change in price differential across British Isles
- No substantial movement in exchange rates
- No substantial disease outbreak
- No substantial changes in disease controls
- Breeding herd to remain steady
- Stability in dairy market