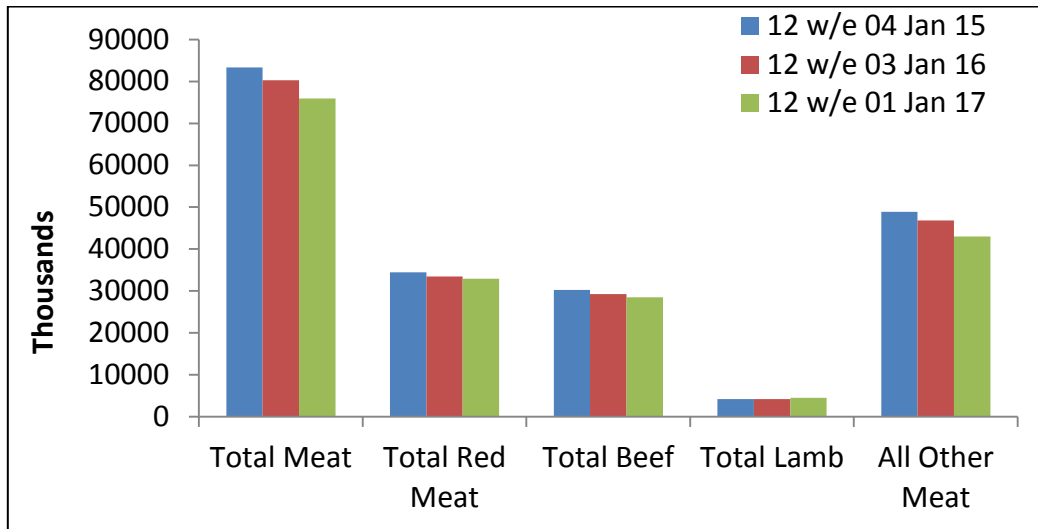




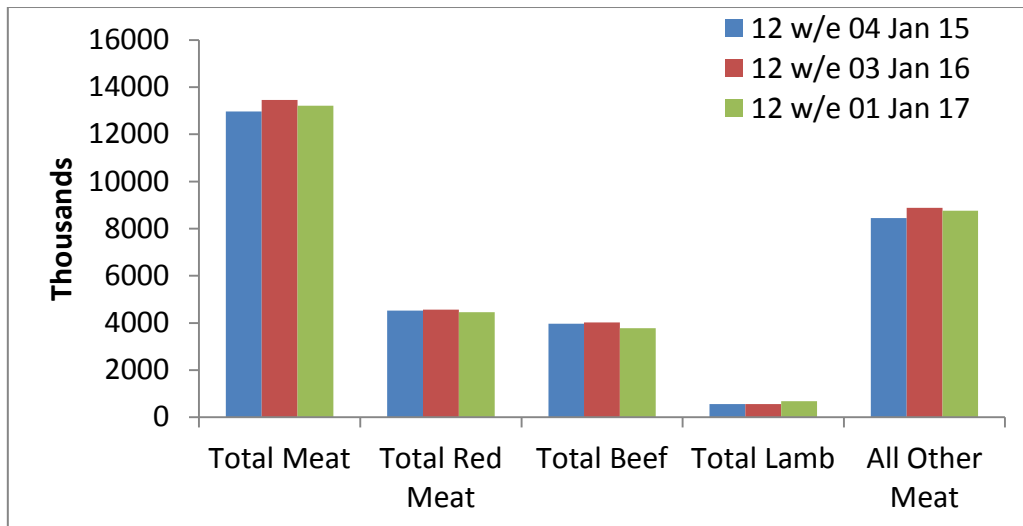
NI retail meat sales

Value sales £000's



VALUE SALES (£000)	12 w/e 04 Jan 15	12 w/e 03 Jan 16	12 w/e 01 Jan 17
Total Meat	83353.5	80273.3	75941.2
Total Red Meat	34476.6	33469.8	32959.1
Total Beef	30265.5	29249.6	28473.8
Total Lamb	4211.1	4220.2	4485.2
All Other Meat	48877	46803.6	42980.7

Volume sales £000's

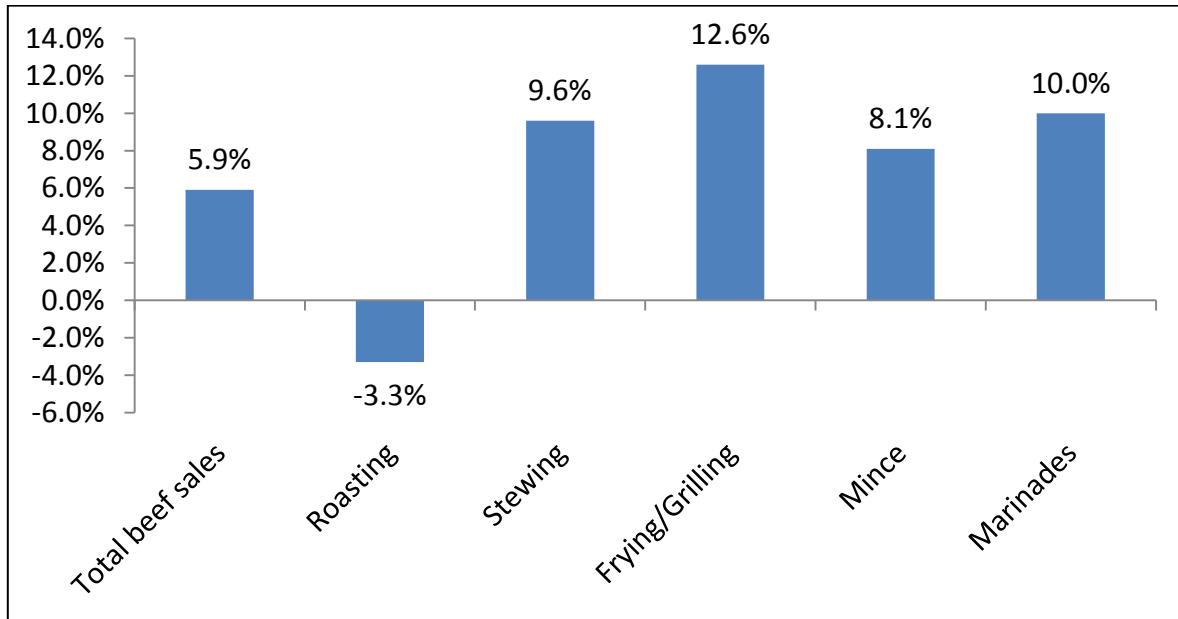


VOLUME SALES (000KGS)	12 w/e 04 Jan 15	12 w/e 03 Jan 16	12 w/e 01 Jan 17
Total Meat	12965.62	13454.65	13216.92
Total Red Meat	4518.49	4569.48	4460.69
Total Beef	3963.1	4014.56	3776.42
Total Lamb	555.39	554.92	684.27
All Other Meat	8447.13	8885.17	8755.2



UK retail consumption of individual beef cuts

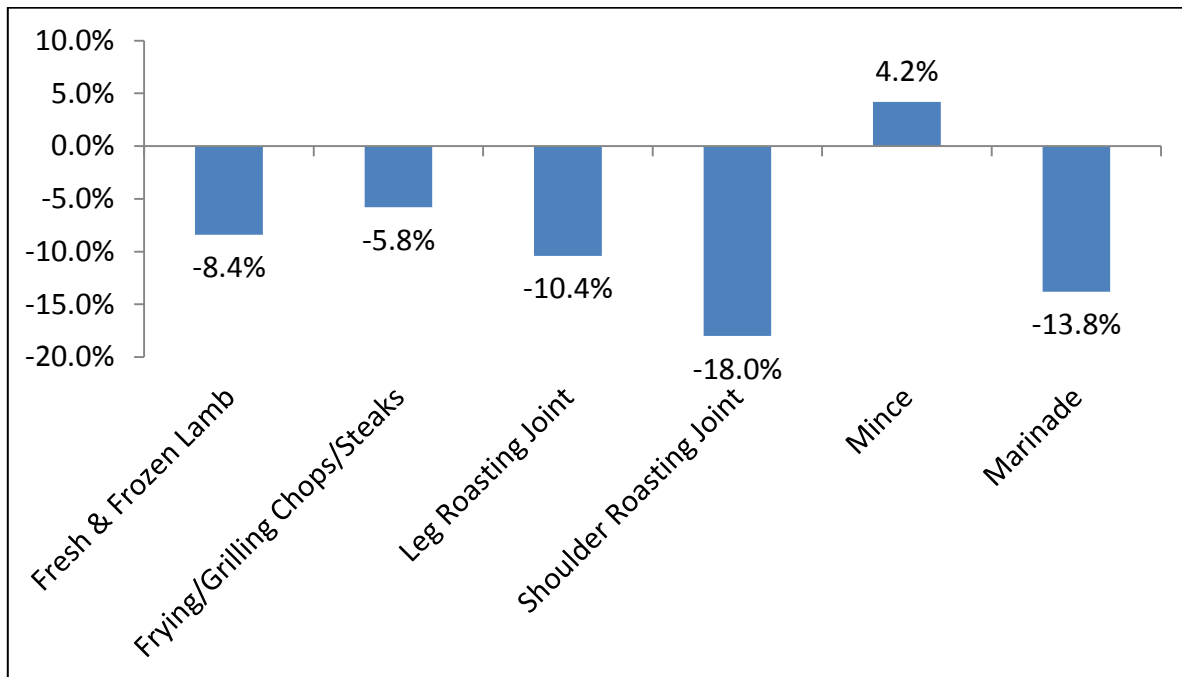
12 weeks ending 1 Jan 2017



Cut	Total beef sales	Roasting	Stewing	Frying/Grilling	Mince	Marinades
% Change	+5.9%	-3.3%	+9.6%	+12.6%	+8.1%	+10.0%

UK retail consumption of individual lamb cuts

12 weeks ending 1 Jan 2017



Cut	Fresh & Frozen Lamb	Frying/Grilling Chops/Steaks	Leg Roasting Joint	Shoulder Roasting Joint	Mince	Marinade
% Change	-8.4%	-5.8%	-10.4%	-18.0%	4.2%	-13.8%