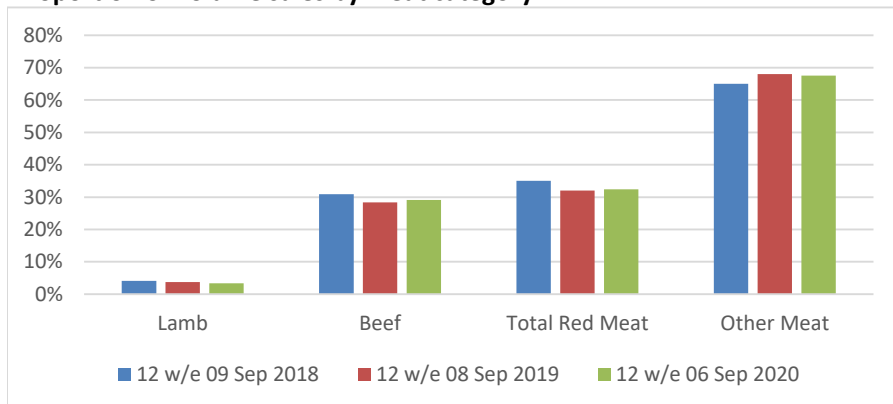


Title: Value and volume sales of meat in NI for the 12 w/e 06 September 2020

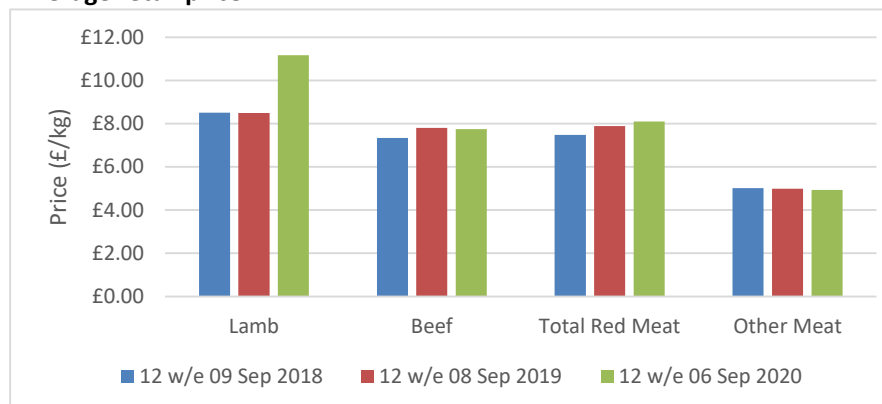
Source: Livestock and Meat Commission
 Date: 04 November 2020
 Contact: bulletin@lmcni.com
 Website: www.lmcni.com



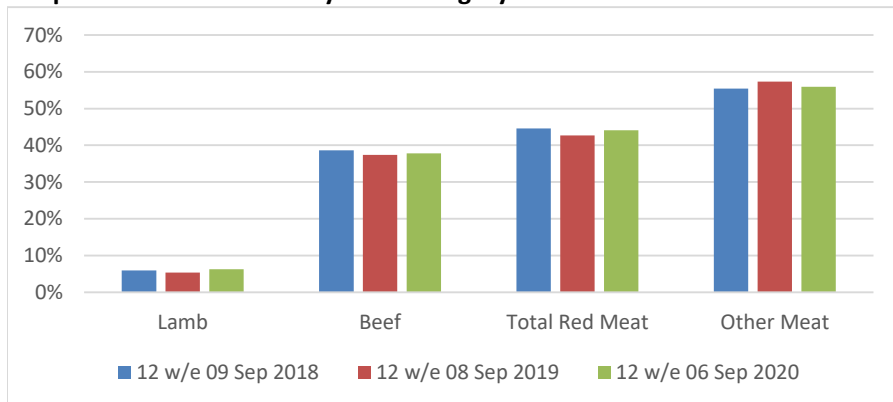
Proportion of volume sales by meat category



Average retail price



Proportion of value sales by meat category



Summary of meat value sales

Value Sales (£000)	12 w/e 09 Sep 18	12 w/e 08 Sep 19	12 w/e 06 Sep 20	Change 2020/2018	Change 2020/2019
Lamb	3,950	3,429	4,265	8.0%	24.4%
Beef	25,451	23,985	25,730	1.1%	7.3%
Total Red Meat	29,400	27,414	29,994	2.0%	9.4%
All Other Meat	36,555	36,787	38,037	4.1%	3.4%